LAKE WASHINGTON SCHOOL DISTRICT NO. 414

BOARD OF DIRECTORS' MEETING

June 21, 2010

Individuals with disabilities who may need a modification to participate in a board meeting should contact the superintendent's office as soon as possible in advance of a meeting so that special arrangements may be made.

CONSENT AGENDA

A consent agenda has been established by the board in order to eliminate the time-consuming task of acting on routine and repetitive business items. These items are now placed in a consent agenda package and will be voted on at one time.

If you see an item on the consent agenda that you would like to have publicly discussed, please discuss your concern with a board member prior to action on the consent agenda.

Lake Washington School District Acronyms

5QL: 5 Stars for Quality Learning (staff development program on integrating technology into the classroom)

AYP - Adequate Yearly Progress

B/CR: Board/CEO Relationship

CBA: Classroom-Based Assessments

CIP: Continuous Improvement Plan

CLT: Central Leadership Team

CTE: Career & Technical Education

DLT: District Leadership Team (manager level and above, includes both certified and classified)

EALR: Essential Academic Learning Requirements

EL: Executive Limitations (See Policy Governance, below)

ELL: English Language Learners

ERs: End Results (formerly known as ENDs). Goals set forth by the board, including the mission of the district.

GLE: Grade Level Expectations (state)

GP: Governance Process (Board)

HCP: Highly Capable Program

HSPE: High School Proficiency Exam

LC: Learning Community - The district is divided into four learning communities. Each one is made up of a high school and the elementary schools and junior highs that feed into it. The four learning communities are: Eastlake, Juanita, Lake Washington, and Redmond.

LEAP: Learning Enhancement & Academic Planning

MSP: Measurement of Student Progress

NEVAC: Northeast Vocational Area Cooperative (25 high schools north and east of Lake Washington, King & South Snohomish Counties)

NSBA - National School Board Association

OSPI: Office of Superintendent of Public Instruction

Policy Governance: A governance process used by the school board. Sets forth "ends" (goals) that the superintendent must reach, while abiding by "executive limitations." Ends include the district's mission. Executive limitations provide the boundaries for how the superintendent and staff can get to the goals. See the board policy section on the web site for more information.

Quest: Highly capable program for students in grades 1-9

RCW: Revised Codes of Washington

WAC: Washington Administrative Codes

WaNIC: Washington Network for Innovative Careers

WASL: Washington Assessment of Student Learning (state test required under No Child Left Behind Act). WASL replaced by HSPE and MSP.

WLPT: Washington Language Proficiency Test

WSSDA: Washington State School Directors Association

June 17, 2010

Jackie Pendergrass
President, Board of Directors
Lake Washington School District No. 414
Redmond, WA 98052

Dear Ms. Pendergrass:

I am transmitting herewith the agenda for the Board of Directors' regular meeting of June 7 , 2010 beginning at 7:00 p.m. in the Hughes Room of the Resource Center, 16250 NE 74th Street, Redmond, WA.

Order of Business

1. Convene, Roll Call
2. Approve Agenda
3. Public Comment
4. Consent Agenda
5. Non-Consent Agenda
6. Superintendent's Report
7. Legislative Update
8. Board Follow-Up Items
9. Future Agenda Items
10. Debrief
11. Board Member Comments
12. Adjourn

Sincerely,

Chip Kimball
Superintendent

LAKE WASHINGTON SCHOOL DISTRICT

Board of Directors' Meeting

L.E. Scarr Resource Center Board Room

June 21, 2010

5:00 pm **Board Work Session**
Topic: *Special Education & Preschool*
Location: *Robert Hughes Room*

Time	Action	Policy	Tab	Page
7:00 p.m.	**Convene, Roll Call**			
	Approve Agenda			
	Public Comment			
	Consent Agenda	**GP-8** *(Annual Agenda Planning)*		
	▪ Minutes - June 7 work session and board meeting		1	1
	▪ Human Resources Report		2	10
	▪ Board Policy: El-18, Technology, Second Reading/ Approval		3	13
	▪ OSPI D-5 Racial Balance Compliance John Muir Elementary School, Resolution No. 2059		4	14
	▪ Interdistrict Cooperative Agreement for American Indian and Alaska Native K-12 Students		5	15
	▪ Change Order #17 Lake Washington High School		6	16
	▪ Corrected Award of Bid Finn Hill Junior High School Modernization		7	17
	▪ Donations		8	18

Time	Action	Policy	Tab	Page
	Non-Consent Agenda			
	2010-11 Budget, First Reading		9	19
	Monitoring Board Policy	**B/CR 5** *(Monitoring CEO Performance)*		
	✓ EL-5, Treatment of Students and Parents		10	
	✓ EL-6, Student Learning Environment		11	
	✓ EL-8, Instructional Materials Selection		12	
	Superintendent's Report	**EL-3***(Communication & Council to the Board)*		
	Legislative Update	**GP-3***(Board Job Description)877*		
	Board Follow-Up Items	**GP-3***(Board Job Description)*		
	Future Agenda Items	**EL-3***(Communication & Council to the Board*		
	Debrief	**GP-2***(Governing Style)*		
	Board Member Comments			
	Adjourn			

Next Board Meeting: August 9, 2010

5:00 p.m. **Work Session**
Topic: *Technology*
7:00 p.m. **Board Meeting**

L.E. Scarr Resource Center
16250 NE 74th Street
Redmond, WA 98052

OFFICIAL MINUTES
LAKE WASHINGTON SCHOOL DISTRICT NO. 414
Board of Directors' Work Session
June 7, 2010

The work session was called to order by President Jackie Pendergrass at 5:00 p.m.	CALL TO ORDER
Members present: Jackie Pendergrass, Ravi Shahani, Doug Eglington, Nancy Bernard.	ROLL CALL
Excused: Chris Carlson	
Present: Superintendent Chip Kimball.	
The board convened into executive session at 5:00 p.m. to discuss personnel and reconvened at 5:15 p.m.	EXECUTIVE SESSION
The topic discussed was budget, technology, and linkage sessions.	TOPIC
The board convened into executive session at 6:15 p.m. to discuss collective bargaining and reconvened at 6:30 p.m.	EXECUTIVE SESSION
The meeting was convened and adjourned at 6:30 p.m.	ADJOURNMENT

_____
Jackie Pendergrass, President

_____
Chip Kimball, Superintendent

Diane Jenkins
Recording Secretary

OFFICIAL MINUTES
LAKE WASHINGTON SCHOOL DISTRICT NO. 414
Board of Directors' Meeting
June 7, 2010

CALL TO ORDER

The board meeting was called to order by Jackie Pendergrass at 7:00 p.m.

ROLL CALL

Members present: Jackie Pendergrass, Ravi Shahani, Doug Eglington, and Nancy Bernard.

Excused: Chris Carlson.

Present: Superintendent Chip Kimball.

APPROVAL OF AGENDA

Doug Eglington moved to approve the agenda. Seconded by Nancy Bernard.

Motion carried.

RECOGNITION

2009 WASHINGTON ACHIEVEMENT AWARDS

Chip Kimball congratulated the recipients of the 2009 Washington Achievement Awards. This award is granted collaboratively with OSPI and the State Board of Education. Schools are selected based on their statewide assessment data for the three previous years. This data is analyzed using the school Accountability Index and methodology. The following schools were recognized:

Audubon Elementary, Overall Excellence
Juanita Elementary, Overall Excellence
McAuliffe Elementary, Overall Excellence
Mann Elementary, Overall Excellence and Science
Mead Elementary, Overall Excellence and Science
Redmond Elementary, Overall Excellence
Smith Elementary , Overall Excellence and Science
Wilder Elementary, Overall Excellence and Language Arts
Inglewood Junior High, Overall Excellence
International Community School, Science
Eastlake High, Overall Excellence
Environmental & Adventure School, Science
Futures School, Extended Graduation Rate
Discovery School, Language Arts

NATIONAL MERIT FINALIST

Chip Kimball indicated that National Merit Scholarship is an academic competition for recognition and scholarships that began in 1955. High school students enter the National Merit Program by taking the Preliminary SAT/National Merit Scholarship Qualifying Test and by meeting published program entry/participation requirements. The following students were recognized:

Erika John, Redmond High School
Stefan Mellem, Redmond High School
Rachel Ballantyne, Redmond High School

NATIONAL BOARD CERTIFIED TEACHERS

Traci Pierce, Chief Student Officer, presented Sarah Van Alstyne and Bruce Becker certificates celebrating their 10 year renewal of their National Board Certification.

PTSA SCHOLARSHIPS AWARDS

Cindy Burt, Scholarship Chair, presented the PTSA Scholarship Awards which began over 25 years ago. She introduced the committee members. The following scholarships were presented:

Student Scholarships - $1,000 college scholarships
Devon Snyder– International Community School
Kellie Shreve – Eastlake High School
Goretti Yung – Lake Washington High School
Bryttney Rader – BEST High School
Amanda Ly - Juanita High School
Netania Boentaram - Redmond High School

Adria Klein Memorial Scholarship - $1,000 college scholarship
Becky Forgrave, Lake Washington High School

Dr. L.E. Scarr Scholarship - $1,000 college scholarship
Nicole Zeitlin, Eastlake High School

At Large Scholarships - $1,000 college scholarship
Soon Kwan, Redmond High School
Jonathon Wilson, Juanita High School

LWEA/Dr. Karen Bates Scholarship - $1,000 college scholarship
Christine Ito, Redmond High School

Seattle Foundation Scholarship - $1,000 college scholarship
Daniel Concha, Eastlake – Eastlake High School
Momoko Yoshida, - Eastlake High School

LWSD Staff/LW PTSA Scholarships - $500 scholarships
Nancy Knight, Lakeview Elementary
Tracy Bumgarner, BEST

PTSA COUNCIL RECOGNITION

Janene Fogard, Deputy Superintendent, expressed the district's appreciation to the current PTSA Council Presidents - Cheryl Lewis, Michelle Ginslade, and Barbara Martin - for their leadership and support.

RECESS

Jackie Pendergrass announced that 5-minute break would be taken; the meeting was recessed at 7:55 p.m. and reconvened at 8:00 p.m.

PUBLIC COMMENT

John Michael and Aly Barger, Bell Parents, thanked the superintendent for working hard to change the system for the betterment of our students and meeting with parents to address their concerns regarding the feeder bump change. They would have liked to have had the parents involved earlier in order to work together.

Tammy Grant inquired how the board will ensure that there are equitable resources at each of the high schools. Gene Kolker asked for strategies to sell the upcoming bond issue; parents want to work to help support it.

Amy Yates questioned why the board did not involve the public. She understood that if there was only one choice, then why beleaguer the point, however, she felt that there are some other choices.

Kim Malcom was shocked when the bond didn't pass. She encouraged the board to work with parents to get it passed next time. She would like to have equal access to all schools and programs and inquired about long-term strategies.

SUPERINTENDENT REPORT

Chip Kimball highlighted the three parent community meetings recently held at Bell, Einstein, and Audubon elementary schools. Two themes emerged at Einstein: issues regarding process and strategies to ensure equitable, quality educational opportunities at all schools. Additional concerns raised at Bell were environmental concerns and transportation, "walkability" to the school (lack of sidewalks). At Einstein, the emphasis was ensuring equitable educational opportunities are provided.

Dr. Kimball indicated that he also met with Bell parents who were interested in exploring other possible solutions/alternatives and how to work together. Clarity was provided on the variance process. The parents expressed an interest to explore the possibility of redrawing the boundaries of the entire district and to address the disparity in facilities, especially at Juanita High School.

Jackie Pendergrass noted that the bond measure did not fail because of the issues, but because of the state of the economy. Redmond High needs more space and Juanita High School needs to be modernized. The community has expressed their continued support of our schools, but many tax payers could not afford to pay additional taxes at this time. She pointed out that none of our junior highs will be the same; they will all be middle schools.

CONSENT AGENDA

Nancy Bernard moved to approve the consent agenda. Seconded by Doug Eglington.

Jackie Pendergrass, yes; Doug Eglington, yes; Ravi Shahani, yes; and Nancy Bernard, yes.

Motion carried.

VOUCHERS

The following May 2010 vouchers were approved:

General Fund	
328313-329031	$4,613,931.55
Payroll	
1604-1655	$56,802.21
Accounts Payable Direct Deposit	$6,634.87
Acquisition Card	1,120,896.29
APP FUEL	54,626.72
Deferred Comp	72,890.00
Department of Revenue	3,958.67
Dept. of Retirement Systems	741,307.81
Dept. of Retirement Systems	603,608.90
Flex Spending	50,160.27
Long Term Disability	4,301.67
Payroll Direct Deposit	7,451,616.04

LAKE WASHINGTON SCHOOL DISTRICT NO. 414
Board of Directors' Meeting
June 7, 2010

Payroll Tax Withdrawal	2,651,933.06
School Employees Credit Union	143,221.05
Sodexho	46,426.00
TSA Envoy	236,677.32
U.S. Savings Bond Transfer	950.00
VEBA	0.00
Vision/(NBN)	45,693.70
	$13,234,902.37
Capital Projects	
29120-29189	$4,971,892.02
ASB	
49150-49332	$114,149.20
Transportation Vehicle Fund	
	$0.00
Private Purpose Trust Fund	
779-801	$3,313.00

Approval of minutes from the May 17, 2010 regular board meeting.

APPROVAL OF MINUTES

Approval of June 7, 2010 Human Resources Report and salary schedules.

APPROVAL OF HUMAN RESOURCES REPORT AND SALARY SCHEDULES

Approves the nonrenewal of Mr. Pham's contract for the 2010-2011 school year.

NONRENEWAL OF PROVISIONAL CONTRACT

Approves a fee in the amount of $550 to be charged to out-of-district teachers seeking support for attaining National Board Certification.

NATIONAL BOARD CANDIDATE SUPPORT FEE FOR OUT-OF-DISTRICT CANDIDATES

LAKE WASHINGTON SCHOOL DISTRICT NO. 414
Board of Directors' Meeting
June 7, 2010

INSTRUCTIONAL MATERIALS ADOPTION

Approval of the following instructional materials for use in the Lake Washington schools -

Title:	Woods Runner
Author:	Gary Paulson
Publisher:	Wendy Lamb Books
Copyright:	2010
No. of Copies:	10
Price:	$5.99
School Requesting:	Bell
Classification:	5th grade Language Arts/Social Studies

Title:	Chains
Author:	L.H. Anderson
Publisher:	Atheneum
Copyright:	2008
No. of Copies:	10
Price:	$10.87
School Requesting:	Bell
Classification:	5th grade Language Arts/Social Studies

Title:	A Week in the Woods
Author:	A. Clements
Publisher:	Aladdin
Copyright:	2002
No. of Copies:	10
Price:	$7.99
School Requesting:	Bell
Classification:	5th grade Language Arts/Social Studies

Title:	The Cage
Author:	Ruth Minsky Sender
Publisher:	Aladdin
Copyright:	1986
No. of Copies:	30
Price:	$8.50
School Requesting:	Franklin
Classification:	5/6 Quest Language Arts

Title:	Tales of Greek Heroes
Author:	Roger Lancelyn Green
Publisher:	Puffin
Copyright:	2009
No. of Copies:	30
Price:	$7.25
School Requesting:	Bell
Classification:	6th Grade Language Arts/Social Studies

Title:	Detectives in Togas
Author:	Henry Winterfield
Publisher:	Harcourt
Copyright:	1956
No. of Copies:	30
Price:	8.99
School Requesting:	Bell
Classification:	6th Grade Language Arts/Social Studies

Title:	Pankration
Author:	Dyan Blacklock
Publisher:	Library of Congress
Copyright:	1996
No. of Copies:	30
Price:	6.50
School Requesting:	Bell
Classification:	6th Grade Language Arts/Social Studies

Adopts Resolution No. 2057 certifying that the project to modernize Finn Hill Junior High School will be completed according to the purposes for which the state construction funding assistance is being provided.

INTENT TO COMPLETE PROJECT, FINN HILL JUNIOR HIGH SCHOOL MODERNIZATION, RESOLUTION NO. 2057

Authorizes the superintendent to enter into a contract with Babbit Neuman Construction Company for the modernization of the Finn Hill Junior High School in the amount of $29,451,050 including bid alternates #1, #3 and #4 (plus sales tax).

AWARD OF BID - FINN HILL JUNIOR HIGH SCHOOL MODERNIZATION

Approves change order No. 16 to Lydig Construction Inc. for work at the Lake Washington High School Modernization project in the amount of $83,382.00 increasing the contract amount to $57,939,603.00.

CHANGE ORDER #16, LAKE WASHINGTON HIGH SCHOOL

Adopts Resolution No. 2058 approving the educational specifications for the replacement of John Muir Elementary School.

EDUCATIONAL SPECIFICATIONS APPROVAL - JOHN MUIR ELEMENTARY SCHOOL, RESOLUTION NO. 2058

LAKE WASHINGTON SCHOOL DISTRICT NO. 414
Board of Directors' Meeting
June 7, 2010

APPROVAL OF MONITORING POLICY

Approves the monitoring report for Board Policy EL-9, District Calendar, as presented at the May 17, 2010 Board Meeting.

EL-9, DISTRICT CALENDAR

Approves the monitoring report for Board Policy EL-18, Technology, as presented at the May 17, 2010 Board Meeting.

EL-18, TECHNOLOGY

Accepts the donations/grants as identified -

DONATIONS

Acceptance from Eastlake High School PTSA to Eastlake High School in the amount of $11,484.00 to support "Pay to Play" fees for spring sports season ($1,238) and to purchase science equipment ($2,340), textbooks for transition program ($1,295), hand tilt truck ($706), thermometer for health room ($275), portable screen ($1,500), wireless hand held microphone ($1,100), photo frames for ASB and athletic ($875), bleacher for tennis courts ($1,700), and shatter resistant mirrors for cheer room ($455).

Acceptance from Juanita Rebels Booster Club to Juanita High School in the amount of $6,033.00 to support "Pay to Play" fees for track ($2,483) and assistant baseball stipend ($3,550).

Acceptance from Helen Keller PTSA to Keller Elementary in the amount of $6,984.00 to support classroom enrichment ($3,500, 4th grade swimming ($1,000), and scholarships for sixth grade camp ($1,000); provide teacher ($145), occupational therapist ($200) and physical education stipends ($550); and purchase floors mats ($70) and Read Well materials ($519).

Acceptance from Redmond High School PTSA to Redmond High in the amount of $9,991.65 to purchase student planners ($1,440.65), AIMS web tests for special education ($500), lacrosse and Frisbee equipment ($926), registration for International DECA competition ($600), Text-a-Tip ($1,200), fax machine ($320), two spectrophotometers ($1,630), books for leadership class ($190), 12 TI-84 calculators ($1,320), Seattle University Street Law Program ($500), pH sensors for Vernier LabQuest equipment ($1,106), printer cartridge for Senior Math ($130), and instructional wrestling videos ($129).

Acceptance from Finn Hill Junior High PTSA to Finn Hill in the amount of $9,697.15 to purchase student planners ($3,500), library materials ($1,000), and reader board ($1,000); and support field day ($1,300) and auction "Fund A Need"($2,897.15).

Acceptance from Rose Hill PTSA to Rose Hill Elementary in the amount of $2,605.00 to support field trips ($1,500) and safety patrol field trips ($700) and purchase first day folders ($405).

Acceptance from Renaissance School PTSA to Renaissance in the amount of $6,750.00 to support field trips ($4,000) and spring performing arts program ($2,750).

Acceptance from Ben Rush PTSA to Rush Elementary in the amount of $2,609.20 to purchase school patrol items, entrance mat and hand held radios ($1,967.20) and provide choir stipend ($642).

Acceptance from Rachel Carson PTSA to Carson Elementary in the amount of $2,500.00 to purchase leveled reading book sets for primary grades. ($2,000) and support 5th grade marine science field trip ($500).

TOTAL $58,654.00

NON-CONSENT AGENDA

BOARD POLICY: EL-18, TECHNOLOGY, FIRST READING

Chip Kimball indicated that at the March 6-7, 2010 Board Retreat, changes were suggested to revise Policy EL-18, Technology. The proposed changes were reviewed. This policy will be presented for second reading/adoption at the June 21 board meeting.

LEGISLATIVE UPDATE

Doug Eglington indicated that Washington State did file the "Race to the Top" application and we will soon see how competitive this application was.

DEBRIEF

Doug Eglington referred to the issue which arose in the Seattle School District regarding sexual offenders. Chip Kimball indicated that is a very complex issue and he would provide an update at the next board meeting.

ADJOURNMENT

Nancy Bernard moved to adjourn the meeting. Seconded by Doug Eglington.

Motion carried.

The meeting was adjourned at 9:00 p.m.

Jackie Pendergrass, President

Chip Kimball, Superintendent

Diane Jenkins
Recording Secretary

Human Resources Board Report
June 21, 2010

NEW PERSONNEL

Name	Position	Location/School	Salary/Rate	Start Date	Reason
Ames, Stephanie NC	Teacher	Thoreau Elem	C-1	08/24/10	Leave Replacement
Askew, Kevin P2	SLP	Special Services	C-0	08/24/10	Leave Replacement
Banks, Vanessa NC	Teacher	Audubon Elem	C-5	08/24/10	Leave Replacement
Bhardwaj, Chitra NC	.8 Teacher	Alcott/Muir Elem	C-3	08/24/10	Leave Replacement
Blier, Ashley NC	Teacher	McAuliffe Elem	B-1	08/24/10	Leave Replacement
Boone, Kirsten NC	.4 Teacher	Environmental Sch	C-2	08/24/10	Leave Replacement
Burns, Danielle NC	.5 Teacher	Parks Elem	D-8	08/24/10	Leave Replacement
Clapp, Kelly	Principal	Redmond JH	$113,115.00	07/01/10	Repl. P.Barone
Demos, Andre NC	Teacher	Mead Elem	A-1	08/24/10	Leave Replacement
Fergason, Stephanie NC	Teacher	Redmond JH	A-2	08/24/10	Leave Replacement
Hageman, Veronique NC	Teacher	Community School	C-0	08/24/10	Leave Replacement
Hutchinson, Joyce NC	Teacher	Redmond HS	D-5	08/24/10	Leave Replacement
Johnson, Jana NC	.6 Teacher	Blackwell Elem	D-4	08/24/10	Leave Replacement
Knapman, Danielle NC	Teacher	Franklin Elem	A-0	08/24/10	Leave Replacement
Krause, Kristal NC	.6 Teacher	Juanita HS	D-5	08/24/10	Leave Replacement
Leahy, Patrick	Teacher	Mead Elem	C-1	08/24/10	Leave Replacement
Pischke, Lehuanani NC	.4 Teacher	Finn Hill JH/Kamiakin JH	D-15	08/24/10	Leave Replacement
Ramirez, Rosa	Instructional Assist	Extended Day	$12.82	12/10/09	Repl. R. Waghmare
Riden, Kali NC	Teacher	Audubon Elem	C-1	08/24/10	Leave Replacement
Stairs, Dana	Principal	Juanita Elem	$109,275.00	07/01/10	Repl. P. Luczak
Sterin-Wilhelm, Jodi NC	Teacher	Audubon Elem	A-5	08/24/10	Leave Replacement
Wilcox, Loy NC	Teacher	Alcott Elem	B-10	08/24/10	Leave Replacement

Human Resources Board Report
June 21, 2010
RETIREMENTS/RESIGNATIONS/TERMINATIONS

Name	Position	Location/School	Start Date	Effective	Reason
Adsit, Lynn	Teacher	Lake Washington HS	08/27/02	06/16/10	Resignation
Ashley, Erin	School Secretary	Renaissance	09/25/07	06/25/10	Resignation
Baugh, Mary	Sp Ed Para Ed	Willows	04/21/98	06/16/10	Resignation
Bernier, Jeannette	Psychologist	Kirkland JH	09/30/87	06/30/10	Retirement
Brace, Gregory	Bus Driver	Transportation	08/21/00	06/14/10	Retirement
Brandt, Deena	Bus Driver	Transportation	08/03/07	06/08/10	Termination
Bresley, Amy	Athletic Trainer	LOA	05/29/08	06/16/10	Resignation
Chatara-Middleton, Eliso	Psychologist	Eastlake HS	08/29/07	06/16/10	Resignation
Denton, Christina	Bus Driver	Transportation	12/03/90	06/02/10	Termination
Edwards, Carolyn	Teacher	Lake Washington HS	09/03/91	06/30/10	Retirement
Foley, Elizabeth	Teacher	Einstein Elem	01/02/01	06/16/10	Resignation
Freeman, Phillip	Bus Driver	Transportation	08/20/01	08/31/10	Retirement
Gilbertson, Janis	Teacher	Rush Elem	09/01/83	06/16/10	Resignation
Glassey, Cheryl	Teacher	LOA	10/01/05	05/13/10	Resignation
Herendeen, Anne	Instructional Assist	Twain Elem	09/20/07	06/16/10	Resignation
Hunt, Beth	Teacher	Redmond Elem	08/29/07	06/16/10	Resignation
Jilg, Deborah	Sp Ed Para Ed	Keller Elem	12/10/92	08/31/10	Retirement
Jordan, Sheila	Teacher	Rush Elem	02/15/84	06/16/10	Retirement
Larios, Fernando	Teacher	Rose Hill JH	08/29/85	06/30/10	Retirement
Loeffler, Erin	Sp Ed Para Ed	Muir Elem	10/01/03	06/16/10	Resignation
Lundvall, Cynthia	Assistant Principal	Evergreen JH	07/01/84	06/30/10	Retirement
Manegold, Neal	Teacher	Franklin Elem	08/28/06	06/16/10	Resignation
Murray, Katharine	HS/RS Teacher	Willows	11/17/03	06/15/10	Resignation
Winter, Sharon	Teacher	LWHS	10/19/78	06/30/10	Retirement
Zahn, Andrea	Teacher	Mead Elem	08/26/03	06/16/10	.5 Resignation

Human Resources Board Report
June 21, 2010

CHANGE OF CONTRACTUAL STATUS

Name	Location	Change	Effective
Bertin, Bettina	Evergreen JH	.4NC to .6NC	08/24/10
Bickler, Heidi	Dickinson Elem	.8 two yr prov - .8 two yr	09/01/10
Cressman, Debra	Audubon Elem	.5C to 1.0C	09/01/10
Drummond, Ellen	Mead Elem	.5C/.5NC to 1.0C	09/01/10
Fisher, Debra	Rockwell Elem	.5C/.3NC to 1.0C	09/01/10
Nair, Meena	Frost Elem	.7C/.3NC to 1.0C	09/01/10

CHANGE OF POSITION

Name	Old Position	New Position	Effective Date	Reason	New Salary
Howden, Brady	Teacher	Principal	07/01/10	Repl T. Mill	$109,275

BOARD POLICY EL-18, TECHNOLOGY
SECOND READING/APPROVAL

June 21, 2010

SITUATION

At June 7, 2010 Board Meeting proposed revisions to Board Policies for EL-18, Technology, were presented. EL-18, Technology is now being presented for secondary reading and approval.

RECOMMENDATION

The Board of Directors hears the second reading and approves the proposed modifications to EL-18, Technology.

Policy Type: Executive Limitations

Technology

The CEO shall not fail to establish and maintain technology systems and applications consistent with accomplishment of the Board's Ends.

Accordingly, the CEO may not fail to:

1. Provide a comprehensive technology plan that directs the priorities and outcomes for the expenditure of technology resources;

2. Provide a comprehensive and functional technology infrastructure;

3. Establish technology application expectations for staff and students and ensure that these are met;

4. Develop and effectively communicate a compelling and realistic vision of technology use in the learning environment, now and into the future;

5. Provide to parents, and to the community, electronic access to appropriate information about school and district programs and academic progress;

6. Provide easily accessible, relevant, and current data to appropriate users to direct school and instructional improvement planning;

7. Provide for a safe and secure computing environment for students and staff;

8. Prohibit the use of technology resources for commercial, political, illegal, or indecent purposes or that disrupts the learning environment of students;

9. Prohibit access to personal information about students or staff that does not have an educational purpose or that is not appropriately authorized;

10. Prohibit collection of information for which there is no legitimate need;

11. Use methods of collecting, reviewing, transmitting, or storing information that protect against improper access to the information being elicited.

Adopted: 07.07.03

Revised: 01.26.04
06.21.10

Monitoring Method: ***Internal report***
Monitoring Frequency: ***Annually in January***

Lake Washington School District Board of Directors

OSPI-D5 RACIAL BALANCE COMPLIANCE
JOHN MUIR ELEMENTARY SCHOOL

June 21, 2010

SITUATION

In accordance with the requirements for state construction funding assistance for the modernization of the Muir Elementary School, the district must submit a School Board resolution and a document (D-5) to the Office of the Superintendent of Public Instruction certifying that the new facility will not create or aggravate racial imbalances as defined by WAC 392-342-025. A racial imbalance is exists when:

a. The combined minority enrollment in a school exceeds the district-wide combined minority average by 20% points or more; or

b. When a school's enrollment of a single minority group with a district-wide combined minority enrollment of less than 30% exceeds 50%; or

c. When a school's enrollment of a single minority group with a district-wide enrollment of 30% or more exceeds the minority group's district-wide percentage by 20% or more.

The combined minority enrollment average of John Muir Elementary as of May 20, 2010 was 60.85% and the Lake Washington School District overall combined minority enrollment was 31.59%.

While the minority population within the current John Muir attendance boundary does exceed the districtwide combined minority average by 20%, the project to replace the existing John Muir building with a new building will not change the attendance boundaries of the school nor will the district's attendance policies create or aggravate a racial imbalance.

RECOMMENDATION

The Board of Directors approves Resolution No. 2059 certifying that the proposed construction of the replacement building for John Muir Elementary School will not create or aggravate a racial imbalance.

OSPI D-5 Racial Balance Compliance

JOHN MUIR ELEMENTARY SCHOOL

Resolution No. 2059

WHEREAS, the Lake Washington School District No. 414 has applied for state matching funds for the purpose of modernizing John Muir Elementary School; and

WHEREAS, the Washington Administrative Code 392-342-025, titled "Racial imbalance prohibition – definition and acceptance criteria" requires, as a condition to receive state matching construction funds, that the Board of Directors certify that the Lake Washington School District's attendance policies for the proposed or modernized school facility will not create or aggravate racial imbalances; and

WHEREAS, the John Muir Elementary School combined minority enrollment as of May 20, 2010 was 60.85% and the Lake Washington School District overall combined minority enrollment was 31.59%; and

WHEREAS, the Lake Washington School District Board of Directors is not planning to change its attendance policies for the replacement building for John Muir Elementary School in a manner that will aggravate the existing racial imbalance at John Muir Elementary School or otherwise within the boundaries of the Lake Washington School District.

NOW, THEREFORE, BE IT RESOLVED that the Board of Directors does certify that its attendance policies for the proposed replacement building for John Muir Elementary School will not create or aggravate a racial imbalance within the boundaries of Lake Washington School District No. 414.

APPROVED by the Board of Directors of Lake Washington School District No. 414 in a regular meeting held on the 21st day June 2010.

BOARD OF DIRECTORS
LAKE WASHINGTON SCHOOL DISTRICT NO. 414

_____

_____

_____

Attest: _____

_____ _____

Secretary, Board of Directors

INTERDISTRICT COOPERATIVE AGREEMENT
FOR AMERICAN INDIAN AND ALASKA NATIVE K-12 STUDENTS, 2010-11

June 21, 2010

SITUATION

Interdistrict cooperative contracts for services to American Indian and Alaska Native students in the Bellevue and Northshore school districts resulted when the Eastside Native American Education Consortium was formed in 1984. At that time, the Lake Washington School District agreed to be the overseeing agency (sponsoring school district) to receive annual Title VII - Indian Education funds from the U.S. Department of Education. Since the level of Title VII funding does not adequately cover program costs, each school district agreed to contribute a prorated cost per native student enrolled in the Title VII programs.

Estimated cost charged to each participating district for the 2010-2011 is as follows:

Bellevue School District	44	Students @ $43.00 = $1,892.00
Northshore School District	82	Students @ $43.00 = $3,526.00
Lake Washington School District	103	Students @ $43.00 = $4,429.00

RECOMMENDATION

The Board of Directors authorizes the superintendent to enter into Interdistrict Cooperation agreements with Bellevue and Northshore school districts for the Indian Education program for the 2010-2011 school year as presented.

INTERDISTRICT COOPERATION CONTRACT FOR
NATIVE AMERICAN EDUCATION CONSORTIUM
2010-2011

WHEREAS, the **Bellevue Public Schools** (participating district) has within its boundaries, resident students who qualify for the Native American Education Program; and

WHEREAS, the participating district does not have available Native American education programs which appropriately meet the educational needs of all its Native American resident students; and

WHEREAS, the Lake Washington School District (serving district) provide Native American education programs which appropriately meet the educational needs of those students; and

WHEREAS, it would be an unnecessary duplication of specialized programs for the participating district to institute programs when available programs already exist in the serving district;

THEREFORE, the Lake Washington School District and the participating school district enter into this agreement for the purpose of establishing an Interdistrict cooperation program for Native American students who qualify under Title Vll– Indian Education guidelines.

The Lake Washington School District and participating school district further agree as follows:

1. This agreement shall be for the 2010-2011 school year, with education services intended to commence approximately 9-1-10 and to terminate approximately 6-16-11. Programs to be provided by the serving district will be located within the participating district.

2. The maximum number of students to be served by the Interdistrict program for the participating district at any one time, contingent upon approval by the serving district will be approximately 44.

3. The programs will be administered by the serving district in accordance with state statutes and Washington Administrative Code and in accordance with policies of the Board of Directors of the serving district.

4. The joint financing arrangements are to be conducted in accordance with regulations of the Office of the State Superintendent of Public Instruction. The budget for 2010-2011 is projected to be $59,480. The serving district will apply for federal funds through the Indian Education Program/TitleVll estimated to be approximately $49,633. The participating district will agree to pay the serving district a pro rata share of $1,892. Should federal revenues be less than anticipated, pro rata shares will be adjusted. No adjustments will be made in the total budget figure without mutual consent. **Bellevue Public Schools** agrees to pay approximately $43.00 per FTE enrolled student in the school year 2010-2011 as a share of unfunded costs.

5. When this Interdistrict cooperation is terminated, any unfunded liabilities shall be paid to the serving district by participating district as a share of estimated unfunded cost. Final amount to be determined based on actual Federal funding and actual final expenditures for the school year.

LAKE WASHINGTON SCHOOL DISTRICT	**BELLEVUE SCHOOL DISTRICT**
_____	_____
Native American Education Director	Native American Education Director
_____	_____
Superintendent	Superintendent
_____	_____
Date	Date

CHANGE ORDER NO. 17
LAKE WASHINGTON HIGH SCHOOL MODERNIZATION

June 21, 2010

SITUATION

Change Order No. 17 is attached for your review. The change order includes three additive costs to the construction contract.

One Construction Change Directive (CCD) is for a program improvement requested by the District.

- CCD-143 revises the acid waste tank from a small unit installed below the sink in the chemical storage room to acid waste piping from the chemical storage room to the large acid neutralization tank on the exterior of the building for ease of maintenance.

Two CCDs address engineering and construction coordination items.

- CCD-118 replaces electronic faucets with mechanical faucets in the gym for ease of long-term maintenance.
- CCD-154 adds theatre board at the kitchen ceiling for improved acoustics between the kitchen ceiling and the library above.

The additive cost of the changes from Change Order No. 17 is within the budget established for this project. The total for change orders 2 thru 17 for this project is 2.45% of the reconciled construction contract amount.

Original Construction Contract	$68,361,627.00
Reconciled Construction Contract per Change Order No. 1	$56,578,411.00
Current Change Orders	
Change Order No. 17	$25,352.00
Total Change Orders	
Total of all Change Orders 1 thru 17	($10,395,672.00)
Total of all Change Orders 2 thru 17	$1,386,544.00
Total Construction Contract with Change Orders	$57,964,955.00

RECOMMENDATION

The Board of Directors approves Change Order No. 17 to Lydig Construction Inc. for work at the Lake Washington High School Modernization in the amount of $25,352.00 increasing the contract amount to $57,964,955.00.

AIA® Document G701™ – 2001

Change Order

PROJECT *(Name and address)*:
Lake Washington High School Phase II & III Modernization
12033 NE 80th Street
Kirkland, WA 98033

TO CONTRACTOR *(Name and address)*:
Lydig Construction
12100 Northup Way
Bellevue, WA 98005

CHANGE ORDER NUMBER: 017
DATE: June 9, 2010

ARCHITECT'S PROJECT NUMBER: 0624
CONTRACT DATE: March 24, 2009
CONTRACT FOR: General Construction

OWNER: ☒
ARCHITECT: ☒
CONTRACTOR: ☒
FIELD: ☐
OTHER: ☐

THE CONTRACT IS CHANGED AS FOLLOWS:
(Include, where applicable, any undisputed amount attributable to previously executed Construction Change Directives)

CCD 118:	Change Faucet Types P-3 and P-3A:	$1,871.00
CCD 143:	Revise Waste Piping at Chemical Storage 380:	$8,537.00
CCD 154:	Add Theater Board at Servery Ceiling:	$14,944.00

The original Contract Sum was	$	68,361,627.00
The net change by previously authorized Change Orders	$	(10,422,024.00)
The Contract Sum prior to this Change Order was	$	57,939,603.00
The Contract Sum will be increased by this Change Order in the amount of	$	25,352.00
The new Contract Sum including this Change Order will be	$	57,964,955.00

The Contract Time will be unchanged by Zero (0) days.
The date of Substantial Completion as of the date of this Change Order therefore is unchanged.

NOTE: This Change Order does not include changes in the Contract Sum, Contract Time or Guaranteed Maximum Price which have been authorized by Construction Change Directive until the cost and time have been agreed upon by both the Owner and Contractor, in which case a Change Order is executed to supersede the Construction Change Directive.

NOT VALID UNTIL SIGNED BY THE ARCHITECT, CONTRACTOR AND OWNER.

McGranahan Architects	Lydig Construction	Lake Washington School District No. 414
ARCHITECT *(Firm name)*	**CONTRACTOR** *(Firm name)*	**OWNER** *(Firm name)*
2111 Pacific Avenue, Suite 100 Tacoma, WA 98402	12100 Northup Way Bellevue, WA 98005	15212 NE 95th Street Redmond, WA 98052
ADDRESS	**ADDRESS**	**ADDRESS**
BY *(Signature)*	**BY** *(Signature)*	**BY** *(Signature)*
Steve Broback	Kevin Duffy	Forrest Miller
(Typed name)	*(Typed name)*	*(Typed name)*
6·10·2010	6-11-10	
DATE	**DATE**	**DATE**

AIA Document G701™ – 2001. Copyright © 1979, 1987, 2000 and 2001 by The American Institute of Architects. All rights reserved. WARNING: This AIA® Document is protected by U.S. Copyright Law and International Treaties. Unauthorized reproduction or distribution of this AIA® Document, or any portion of it, may result in severe civil and criminal penalties, and will be prosecuted to the maximum extent possible under the law. This document was produced by AIA software at 13:45:14 on 06/10/2010 under Order No.9011848469_1 which expires on 02/19/2011, and is not for resale.
User Notes: (1802923881)

CORRECTED AWARD OF BID -
FINN HILL JUNIOR HIGH SCHOOL MODERNIZATION

June 21, 2010

SITUATION

At the June 7, 2010 board meeting, the board took action on the bid award for Finn Hill Junior High. After the board meeting, it was discovered that the unit prices for unsuitable soils, select structural fill, abatement of the cement transit pipe, UST and trench safety were inadvertently added to the base bid. Per the bid documents, these unit prices were to be included in the base bid.

The original recommendation for Award of Contract, including accepting alternates was for a contract amount $29,451,050. This included our unit costs which were already included in the base contract amount. Therefore, the contract amount awarded at the June 7 board meeting was overstated by $51,050.

A revised recommendation for Award of Contract letter is required by OSPI for final recording of the D-10.

The corrected bid amounts are as follows:

Based Bid	$28,190,000
Alternative #1, #3, #4	1,210,000
Total	$29,400,000

RECOMMENDATION

The Board of Directors authorizes the superintendent to enter into a contract with Babbit Neuman Construction Company for the modernization of the Finn Hill Junior High School in the amount of $29,400,000, plus sales tax and contingency, including bid alternates 1, 3 and 4, in the amount of $1,210,000.

FINN HILL JUNIOR HIGH
BID RESULTS
26 MAY 2010

Contractor Name	Absher	Babbit Newman	Bayley	Berchauer Philips	Graham	Jody Miller	Lydig	Speewest
Attended Mandatory Pre-bid	Y	Y	Y	Y	Y	Y	Y	Y
Form of Proposal - Part 1								
Base Bid								
Total Lump Sum Base Bid	28,141,000	28,190,000	29,175,000	29,428,000	29,989,000	30,500,000	30,229,000	29,300,000
Trench Safety	16,000	6,000	5,000	10,000	5,000	5,000	5,000	2,500
Unit Prices								
C1 Export Unsuitable 1,000 CY	13,650	14,000	21,000	13,000	24,000	15,000	20,000	10,000
C2 Import Fill 1,000 CY	19,000	22,000	26,250	18,000	30,000	20,000	25,000	22,500
C3 Remove AC Pipe 1,650 LF	9,075	8,250	9,900	8,250	28,875	27,225	28,526	27,225
C4 Remove Pet. Soil 10 CY	635	800	600	610	726	600	629	600
Alternates								
A. PV Panels Pods 1-4	1,346,000	1,400,000	1,394,000	1,695,061	1,261,000	1,500,000	1,239,000	1,146,000
B. Seeded Ath. Field	(30,000)	(30,000)	(31,500)	(30,000)	(41,000)	(30,000)	(41,000)	0.00
C. ROW regrade and overlay	40,000	(101,000)	40,000	188,824	40,500	40,000	19,800	42,000
D. Roof Walkways	27,000	(89,000)	19,000	47,675	18,900	25,000	9,900	26,000
Base Bid Total:	28,141,000	28,190,000	29,175,000	29,428,000	29,989,000	30,500,000	30,229,000	29,300,000
Accepted Alternates:	1,413,000	1,210,000	1,453,000	1,931,560	1,320,400	1,565,000	1,268,700	1,214,000
Total Bid Amount:	29,554,000	29,400,000	30,628,000	31,359,560	31,309,400	32,065,000	31,497,700	30,514,000
Position:	2	1	4	6	5	8	7	3

DONATIONS

June 21 2010

SITUATION

Individuals and/or groups periodically desire to make monetary donations or grants to the school district. Monetary donations and grants which exceed $1,000 are submitted for board approval. Following is a list of those requests for the current month including the individual or group making the request, the amount of donations/grants, and the purpose for which the funds are to be used.

From	Amount	Purpose
Lake Washington Schools Foundation to International Community School	$2,774.00	To support field trips.
Mark Twain PTSA to Twain Elementary	$4,735.00	To provide academic tutoring stipend ($1,735) and art smart grant ($3,000).
Inglewood Junior High PTSA to Inglewood Junior High	$9,377.33	To purchase sheet music and repair of musical instruments ($900), video cameras for drama dept. ($1,000), audio book program equipment and titles ($1,000), web-based computer program and licenses for Accelerated Reader program ($2,000), calculators for math ($2,000), software and RAM for digital photo work for art dept. ($306), supplies and equipment for bird houses ($677), bulletin board ($244.33), supplies for hands-on learning curriculum for health ($500), and periodic element charts for science ($750).
Renaissance School PTSA to Renaissance	$1,000.00	To support performing arts.
Samantha Smith PTSA to Smith Elementary	$2,683.95	To support Author visits ($1,500) and field trips ($2,183.95).
Evergreen Jr. High PTSA to Evergreen Jr. High	$1,751.65	To support language arts/social studies grants.
Laura Ingalls Wilder PTSA to Wilder Elementary	$5,419.14	To purchase weather station, tools and activities, and WeatherBug Achieve Online Education Software.
Ben Rush PTA to Rush Elementary	$4,519.85	To purchase resource books for library ($1,583.61) and purchase and installation of basketball equipment ($2,936.24).
Horace Mann PTSA to Mann Elementary	$3,050.00	To purchase risers for music program and binding machine and related supplies.
TOTAL	**$35,310.92**	

RECOMMENDATION

It is recommended that the Board of Directors accepts the donations/grants as identified at the June 21, 2010 Board Meeting.

2010-11 BUDGET
FIRST READING

June 21, 2010

SITUATION:

The proposed budget for 2010-11 has been prepared in accordance with state laws, rules, and regulations. The district budget document will be presented in both the official F-195 state format and the district "user friendly" summary format. At this time, the State has not released the official state format F195 budget.

Input on the proposed budget was solicited from departments and a process for prioritizing requests was done the Budget Advisory Committee and the Decision Advisory Representative Team (DART). These proposed budget recommendations have been incorporated into the overall budget document. Other changes in planned 2010-11 revenues and expenditures, such as enrollment, staffing, grant and fixed cost adjustments, have also been incorporated.

A copy of the budget is available from the business office or the district website. Feedback can also be provided via the website or e-mail. A public hearing and adoption of the 2010-11 budget is scheduled for the next regular board meeting on August 9, 2010.

An overview of the proposed 2010-11 budget will be presented at the board meeting.

Draft
Budget Summary

2010-2011

Lake Washington School District

Each student will graduate prepared to lead a rewarding, responsible life as a contributing member of our community and greater society.

Introduction

his budget summary guides you to the 2010-2011 General Fund Budget of Lake Washington School District, a continuing effort to provide meaningful financial and budgetary information to the general public.

It is our sincere intent to provide an effective tool for greater citizen involvement in the district's budget process.

The revenue estimates and spending plans summarized are shown in much greater detail in the formal budget, OSPI form F-195. Since this summary is intended as a citizen's aid to a better understanding of how public schools are operated, this document presents simplified financial information.

This budget summary contains displays of enrollments, revenues and expenditures. If you would like additional information, please call Lake Washington School District's Public Information Office at (425) 702-3300.

We welcome your comments and suggestions.

Contents

Introduction.....2

Budget Relationship to Board's Ends Policies.....4

What is a Budget? 5

Budget Summary.....6

Where does the money come from? 8

Where does the money go? 9

Revenue Budget.....10

Expenditure Budget.....12

Property Taxes.....15

Budget Relationship to Board's Ends Policies

The Board of Directors established a set of End Results Policies that describe the desired outcomes for Lake Washington School District students. The areas covered by these policies include:

- The District Mission and Vision
- Interdisciplinary Skills and Attributes students need to graduate Future Ready
- Interdisciplinary Content Knowledge students need to graduate Future Ready

The End Results monitoring process evaluates progress toward meeting these student learning goals. In the 2010-11 Budget, resources have been assigned to support better student performance in these areas. More detail is provided below.

2010-11 Budget Resources allocated to accomplish Board End Results Policies

- Refining curriculum power standards and grade level guides in mathematics, as well as professional development in instructional practices, and end of unit assessments.
- Development and implementation of curriculum power standards in Health/Fitness, Visual Arts, Music, World Language, and K-5 Literacy.
- Helping staff work with parents so they are more able to help their children in math and science.
- Training staff in Literacy and Math and Science.
- K-5 Health/Fitness, 6-12 Visual Arts and K-12 Music Adoptions.
- Support of teachers in Literacy, Math, Science and Technology.
- Improving Literacy through continued efforts including smaller class size in grades K-1, research and implementation of best practices in early literacy, Targeted Assistance for students needing extra support, as well as redoubling efforts to improve student performance in writing through piloting curriculum and instructional strategies.
- Continuing implementation of inquiry-based science materials including the science refurbishment center.
- Building the collaborative skills of teachers and administrators focused on improving student performance.
- Continued support in Targeted Assistance resources for students not meeting standard on MSP/HSPE in Reading, Writing, and Math.
- Continuing development and implementation of Performance-Based Graduation Requirements more closely aligned to district End Results.
- Incorporating interdisciplinary skills and attributes in performance graduation requirements.
- Continuing development of data collection to monitor student performance related to End Results Policies.
- Working with principals on the End Results found in interdisciplinary skills and attributes including 21st Century Skills.
- Piloting a data warehouse to produce data for End Results monitoring that can also be used for school improvement planning.
- Improving services for students with special needs.
- Continuing support of enhanced certificated staffing for schools with high needs special education student populations, including the addition special education training for all teachers during a full LEAP day.
- Continuing staff development in the area of Autism to enhance teacher's ability to improve student outcomes both academically and socially.
- Continued support in CTE.
- Continued support for Quest and Accelerated Programs.
- Supporting the work of Vision 2020 including LEAP time for all teachers, work with parents, students and principals.

What is a Budget?

budget is the instrument which sets forth a financial plan for the achievement of the goals and objectives of the school district for the up coming year. It is also the community's educational plan expressed in dollars. It is required to be formally adopted by the Board of Directors each year and a copy submitted to the state. The budget covers the school fiscal year which is September 1st through August 31st of the following calendar year. It establishes maximum expenditure amounts for each fund and provides a means of measuring and guiding performance. The budget consists of five separate funds:

General Fund

Accounts for the day-to-day operation of the school district. Included are all the normal and recurring financial activities of the school district that are not accounted for in other funds. Expenditures include salaries and benefit costs, and non-salary costs, such as supplies and materials, books and other instructional materials, utilities, purchased services and equipment. Revenues for the General Fund include state funds, special maintenance and operations levy funds, federal funds, and other funds.

Associated Student Body Fund (ASB)

Accounts for the student extracurricular activities in each school. Each school student body organization prepares and submits, for Board approval, a revenue and expenditure plan of ASB activities for the school year.

Debt Service Fund (DSF)

Provides for the redemption and payment of interest on voted and non-voted bonds. Each year an amount is levied which provides for redemption of bonds currently due, interest payments on bonds outstanding and related costs.

Capital Projects Fund (CPF)

Accounts for the financing and expenditures of capital projects. It includes modernization, new construction, equipping of new facilities, site purchases and improvements, major renovations, and technology system upgrades. Revenues for the Capital Projects Fund include state matching funds, investment earnings, site sales, impact/mitigation fees, bonds, and levies.

Transportation Vehicle Fund (TVF)

Accounts for the purchase and major repairs of pupil transportation vehicles. Revenue for this fund includes state depreciation funds and investment income.

Budget Summary

All Funds

	General	Associated Student Body	Debt Service	Capital Projects	Transportation Vehicle
	2010-2011	2010-2011	2010-2011	2010-2011	2010-2011
Beginning Fund Balance					
Restricted for Carryover	1,761,771				
Nonspendable Inventory	950,000				
Minimum FB Policy	10,815,000				
Restricted Proceeds				165,305,292	
Unassigned*	3,235,000	595,035	11,655,102	1,771,787	2,169,703
Total Beginning Fund Balance	16,761,771	595,035	11,655,102	167,077,079	2,169,703
Revenues	219,590,092	3,813,220	38,696,021	118,763,666	610,847
Other Financing Uses - Transfer	5,435,883			(5,435,883)	
Total Resources Available	241,787,746	4,406,950	50,351,123	280,404,862	2,780,550
Expenditures	225,882,424	3,947,256	49,215,384	137,119,431	1,993,655
Total Use of Resources	225,882,424	3,947,256	49,215,384	135,119,431	1,993,655
Ending Fund Balance					
Restricted for Carryover	1,078,817				
Nonspendable Inventory	950,000				
Minimum FB Policy	11,251,299				
Restricted Proceeds				141,513,629	
Unassigned*	2,625,206	460,999	1,135,739	1,771,802	786,895
Total Ending Fund Balance	15,905,322	460,999	1,135,739	143,285,431	786,895

* "Unassigned" for General Fund; "Assigned" for all other funds.

Budget Summary

General Fund Budget

	Actual 2008-09	Budget 2009-10	Budget 2010-11
Beginning Fund Balance			
Restricted for Carryover	3,640,660	1,552,006	1,761,771
Nonspendable - Inventory	950,000	950,000	950,000
Committed to Minimum Fund Bal Policy	---	---	10,815,000
Unreserved/Unassigned Fund Balance	11,417,971	10,508,287	3,235,000
Total Beginning Fund Balance	$16,008,631	$13,010,293	$16,761,771
Revenues	$216,255,082	$217,533,441	$225,025,975
Expenditures	$215,247,347	$216,749,286	$225,882,424
Ending Fund Balance			
Restricted for Carryover	4,059,282	1,347,006	1,078,817
Nonspendable - Inventory	950,000	950,000	950,000
Committed to Minimum Fund Bal Policy	---	---	11,251,299
Unreserved/Unassigned Fund Balance	12,007,084	11,497,442	2,625,206
Total Ending Fund Balance	$17,016,366	$13,794,448	$15,905,322

Enrollment Comparison

Average Annual Full-Time Equivalent Students

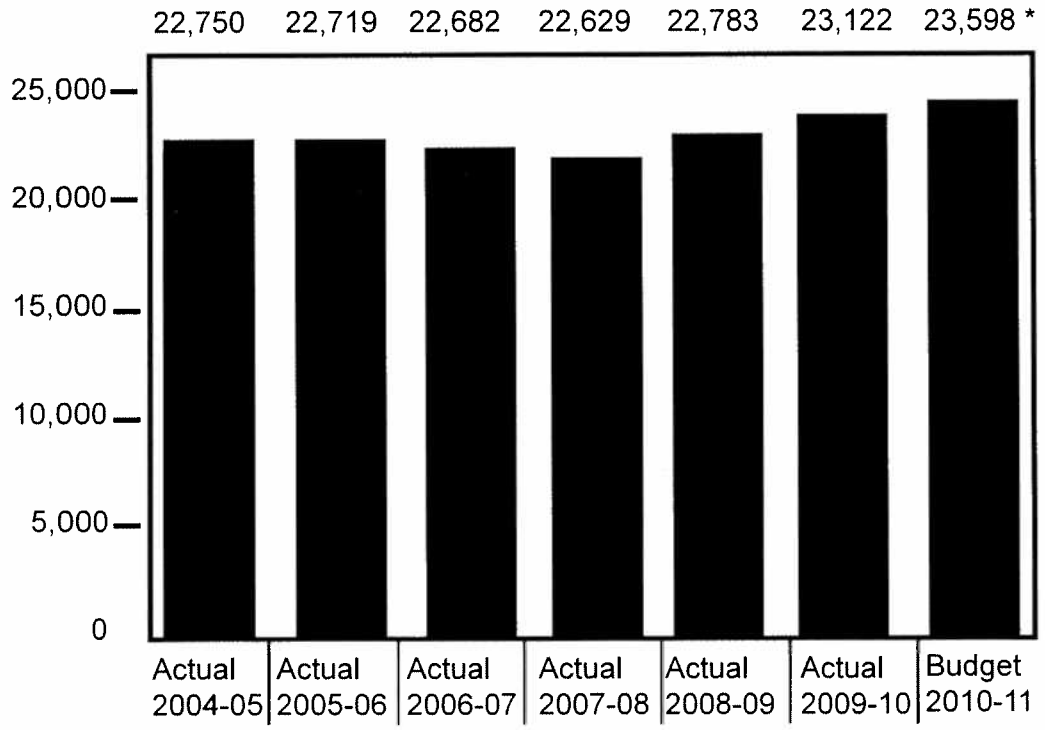

** 10-11 Budget includes 400 student enrollment contingency*

Where does the money come from?

State Apportionment

Provides the largest portion, 53.3 percent, of Lake Washington School District's general fund revenue. Apportionment is otherwise known as state general purpose funding. The amount is determined by the number of students attending our schools and a series of formula factors including legislatively set base salaries, employee benefits and non-labor allocations, as well as the collective education and experience of our teachers.

Levy

Provides 20.2 percent of budgeted revenues. Levy amounts are capped by the legislature and must be approved by Lake Washington District voters at a special election.

State Categorical

Provides 10.6 percent of budgeted revenues. These are categorical funds that come from the state for programs such as special education, pupil transportation, English Language Learners education, learning assistance, and education enhancements. Most of these revenues are given for a specific program and are not available for other purposes.

Federal Funds

Comprises 7.3 percent of our revenues. These monies fund programs such as Title I and Head Start. They also provide supplemental funding for special education programs and support free and reduced lunches in the food service program. The second year of federal stimulus dollars for special education and Title I are also included in this category. These revenues may only be used for their specific program purpose.

Fee Programs

Generates 6.1 percent of local non-tax funds for programs such as sales of school lunches, extended day care, athletic participation and all-day kindergarten. Also included are investment interest earnings.

Other School District, Agencies & Financing Sources

Payments from other districts for participation in joint programs, grants from other non-state agencies and transfers from Capital Levy for Technology Training & Applications, accounts for 2.5 percent of budgeted revenues.

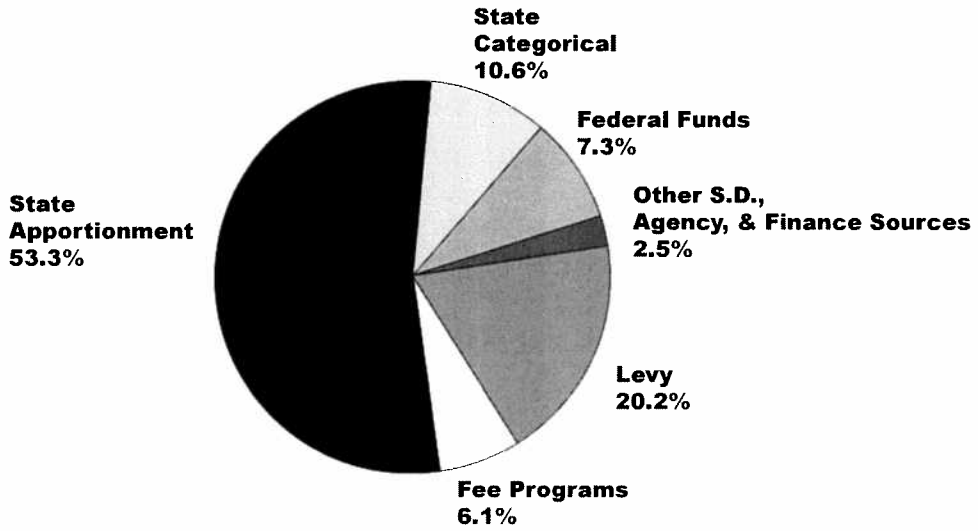

Where does the money go?

Direct Classroom Support

Draws 80.8 percent of the district's budget. This includes: teachers, instructional assistants; teaching supplies, materials and textbooks; counselors and librarians; special education and related services; staff development/curriculum development; and the costs of maintaining, cleaning, insuring, and providing technology support to school buildings.

Indirect Classroom Support

Represents 13.9 percent of the district's budget. This includes: building administrators, school support costs (secretaries, office supplies), transportation, food services, student activities and athletics.

Administration

Comprises 4.4 percent of the district's budget. This includes: superintendent and central office; business and human resources; administrative buildings' utilities, maintenance and technology support.

Other Programs

Makes up 0.9 percent of the district's budget. These include our community services programs.

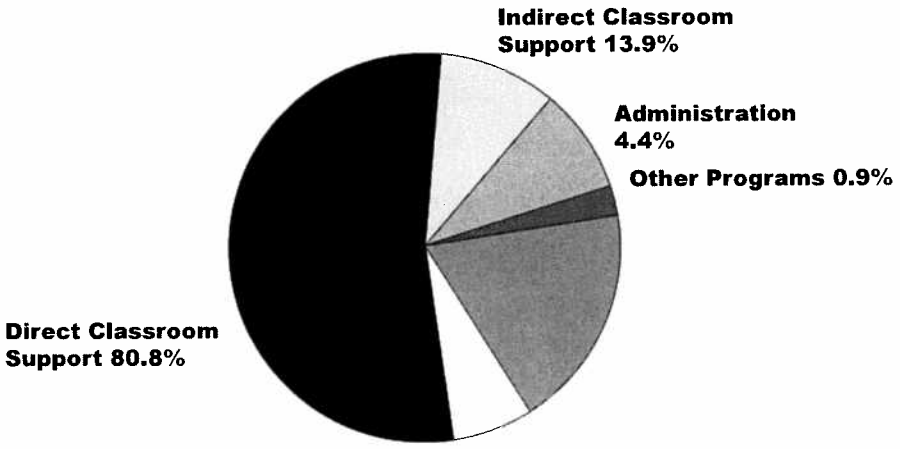

Revenues

Revenue Category	Actual 2008-09	Budget 2009-10	Budget 2010-11
Local Taxes			
Local Property Tax	38,986,411	41,025,900	45,531,701
Sale of Tax Title Property	0	100	100
Timber Excise Tax	130	183	245
Total Local Taxes	$38,986,541	$41,026,183	$45,532,046
Local Nontax			
Tuition and Fees	3,312,207	4,183,288	4,104,290
Summer School	151,521	173,690	174,808
Day Care	675,833	682,500	692,965
Sale of Goods, Supplies, and Services	1,005,241	801,000	801,000
Other Community Services	784,869	702,328	601,551
Food Services	4,667,644	4,877,036	5,186,870
School Bus Revenue	1,438	0	0
Investment Earnings	1,261,388	1,000,000	1,000,000
Gifts and Donations	1,362,936	633,183	420,000
Fines and Damages	66,737	50,000	50,,000
Rentals and Leases	553,737	768,206	655,956
Insurance Recoveries	466,794	0	0
Local Nontax Unassigned	174,011	140,000	140,000
E-Rate	100,892	0	0
Total Local Nontax	$14,585,248	$14,011,231	$13,827,440
State, General Purpose			
Apportionment	105,153,186	114,768,699	116,851,965
Special Education General Apportionment	2,839,944	2,839,036	3,166,325
Total State, General Purpose	$107,993,130	$117,607,735	$120,018,290
State, Special Purpose			
Special Purpose Unassigned	51,709	0	0
Special Education	14,755,727	13,835,346	15,560,938
Middle School CTE	17,300	0	0
Learning Assistance	816,076	811,552	960,636
Special and Pilot Programs	596,407	546,966	1,252,601
Transitional Bilingual	1,116,897	1,081,054	1,160,542
Student Achievement	8,162,259	0	0
Highly Capable	214,493	214,237	218,602
Math & Science Prof Dev	426,143	0	0
School Food Services	78,479	85,729	88,919
Transportation Operations	4,718,457	4,508,209	4,479,672
Day Care	23,693	20,000	20,000
Total State, Special Purpose	$30,977,640	$21,103,093	$23,741,910

Revenues

Revenue Category	Actual 2008-09	Budget 2009-10	Budget 2010-11
Federal, General Purpose			
Federal Forests	83,491	84,000	75,000
Total Federal, General Purpose	$83,491	$84,000	$75,000
Federal, Special Purpose			
Federal Stimulus Title I	0	554,953	865,427
Federal Stimulus Student Achievement	10,226,260	3,006,187	0
Federal Stimulus IDEA	0	2,542,203	1,517,388
Special Purpose Unassigned	0	3,000,000	4,500,000
Special Education Supplemental	4,473,793	4,751,299	4,754,008
Secondary Vocational Education	118,682	115,786	117,058
ESEA Title I	1,463,239	1,577,006	945,941
ESEA Title II	678,605	657,138	692,182
ESEA Title III Limited English Proficiency	146,620	205,076	227,067
School Food Services	1,317,475	1,325,235	1,601,761
Head Start	572,479	574,030	587,790
Native American Education	46,976	48,006	49,633
Federal Grants - Unassigned	28,430	20,000	0
Special Education Medicaid Reimbursement	88,478	75,000	75,000
USDA Commodities	341,204	332,500	329,771
Total Federal, Special Purpose	$19,502,240	$18,784,419	$16,263,026
Revenues From Other School Districts			
Program Participation - Native American Edu.	18,404	5,461	5,418
WANIC/NEVAC	0	119,302	97,588
Total Revenues From Other School Districts	$18,404	$124,763	$103,006
Revenues From Other Agencies and Associations			
Agencies and Associations Grants	80,863	33,475	29,374
Total Revenues from Other Agencies & Assoc.	$80,863	$33,475	$29,374
Other Financing Sources			
Sale of Equipment	11,000	0	0
Transfers	4,016,525	4,758,542	5,435,883
Total Other Financing Sources	$4,027,525	$4,758,542	$5,435,883
Total Revenues/Other Financing Sources	$216,255,082	$217,533,441	$225,025,975

Expenditure Budget

eneral Fund expenditures are categorized in several ways in the budget. These categories are defined through the state's accounting system to maintain consistency among the many school districts. The school district prepares its expenditure budget on a program basis. Program budgeting allows the district to examine the costs of individual instructional programs. The major General Fund programs are:

Regular Education

Covers the direct cost of basic education as defined in RCW 28A.58.750. Program expenditures include the salary and benefit costs of basic education and class size reduction teachers, principals, counselors, librarians, professional development, remediation services, nurses and school secretaries. It also includes direct costs of instruction such as textbooks, supplies and materials, classroom equipment, and those materials such as library books which provide support to the classroom.

Alternative Learning

Records expenditures related to Alternative Learning Environment programs which include Family Learning Center and BEST.

Special Education

Reflects the excess costs of educating students with disabilities. Teachers and certificated support staff (Psychologists, Speech Therapists, OT/PT's) and classified support staff (Instructional Assistants, Para-educators) supplies, materials and classroom equipment.

Vocational/Skills Center Instruction

Covers expenditures for work skills programs that have been approved by the Superintendent of Public Instruction. Many programs such as business, marketing, trades, family and consumer science, and technology are a part of Vocational Education.

Compensatory Education

ESEA Title I

Provides federal remedial assistance to children who are struggling to meet standards in the areas of reading, language arts and mathematics.

ESEA Title II

Provides for class size reduction, professional development, and technology enhancement.

Learning Assistance Program (LAP)

Provides state remedial assistance to children who are struggling to meet standards in the areas of reading, language arts and mathematics.

Expenditure Budget

Compensatory Education (continued)

Special and Pilot Programs
Records expenditures for state grants which include: national board certification, internship program and Beginning Educator Support Team.

Head Start/Ready Start
Provides preschool programs to children of low income families.

Federal Stimulus
In 2009-10 new federal dollars were provided for special education and Title I. These funds were provided for 2 years only and will end after 2010-11.

ESEA Title III & English Language Learners
Provides programs for students that are learning to speak English.

Student Achievement
Voters approved Initiative 728 in November 2000, which provided additional funds for reducing class size, extended learning opportunities, professional development, and early childhood education. After significant state budget cuts, remaining funds were moved to Federal Stimulus dollars in 2009-10 and then eliminated in 2010-11. Provides for use of carryover funds.

Other Instructional Programs

Highly Capable (Quest)
Provides supplemental education services for students enrolled in our gifted program.

Community Services
Includes expenditures for our extended day program, stadiums, performing arts centers, and other miscellaneous reimburseable programs.

Support Services

General Support Services
Records expenditures to provide support for all programs of the district both instructional and non-instructional. Included within the program are expenditures for the Superintendent's Office, Board of Directors, Business Services, Human Resources, Information Services, Facilities and Maintenance, Utilities and Insurance.

Food Services
Records the costs of operating the district lunch and breakfast program. It is the intent of the district that the costs of this program do not exceed the revenues generated by local sales and state and federal support.

Transportation
Reflects the costs of the district's pupil transportation program.

General Fund

Expenditure by Program

Program Description	Actual 2008-09	Budget 2009-10	Budget 2010-11	% Change
Regular Education	119,431,960	131,459,871	136,245,938	3.64
Alternative Learning Experience	0	0	1,582,648	Reallocated
Federal Stimulus	9,057,804	6,036,376	2,326,286	(61.46)
Special Education	20,615,959	18,621,478	21,561,981	15.79
Federal Special Education	4,387,409	4,659,377	4,653,088	(0.13)
Vocational Programs	4,056,481	3,850,897	3,566,676	(7.38)
Skills Center Instruction	0	0	274,159	New
ESEA Title I	1,431,418	1,590,404	923,500	(41.93)
ESEA Title II	664,972	730,226	676,103	(7.41)
Learning Assistance	723,203	794,005	937,846	18.12
Special and Pilot Programs	602,041	546,966	1,219,891	123.03
Head Start Preschool	572,813	574,030	587,790	2.40
ESEA Title III - Limited English Prof.	143,746	201,055	222,615	10.72
English Language Learners	1,610,431	1,946,819	2,101,836	7.96
Student Achievement	8,258,149	205,000	521,183	154.24
Native American Consortium	56,722	57,810	59,480	2.89
Summer School	172,796	173,690	174,808	0.64
Highly Capable	359,823	306,655	407,181	32.78
Other Grants/Donations	1,785,114	3,385,960	4,784,980	41.32
All Day Kindergarten	1,976,908	1,697,208	1,946,490	14.69
Community Services	2,085,102	1,860,813	1,705,609	(8.34)
Support Services	23,732,491	23,772,389	24,512,366	3.11
Food Services	6,447,225	6,620,500	7,207,321	8.86
Transportation	7,074,781	7,657,757	7,682,649	0.33
Total Expenditures	$215,247,347	$216,749,286	$225,882,424	4.21

Property Taxes

he school fiscal year runs September through August. Property taxes are levied and collected on a calendar year basis (January - December). The 2010-11 fiscal year budget reflects $45.5 million dollars in levy funds. Property tax revenues provide approximately 20.2 percent of the total revenues available to the district for the 2010-11 school year.

The School Board has final authority in determining how levy dollars will be expended. However, in creating a levy expenditure plan, the Board followed a process that involved community and staff input collected from several public meetings.

These are the property tax rates per thousand dollars of assessed value for calendar year 2010 and the anticipated rates for calendar year 2011.

Year	Maintenance and Operation	Capital Projects	Debt Service	Total
2010	$1.17	$.47	$1.16	$2.80
2011	$1.34	$.49	$.98	$2.81

The district may not collect more taxes than the amount approved by voters. The assessed valuation of taxable property in Lake Washington School District for 2010 totals approximately $36.5 billion dollars. The tax rate is determined by the approved levy amount divided by the assessed valuation.

We anticipate that the owner of a home valued at $500,000 for the purpose of tax assessment will pay $1,400 in property taxes in 2010 that will go directly to Lake Washington School District. Property tax statements also list a "State Property Tax." This money is collected by the state and contributes to the state general fund of which approximately 40% is used for K-12 education as determined by the legislature.

We Welcome Your Opinions

he Board of Directors encourages the community to attend all Board meetings. Copies of the agenda for each Board meeting and schedules are available at the Superintendent's office.

An opportunity to address the Board is welcomed during the "Audience" portion of the Board Meeting agenda. Visitors are encouraged to comment on other specific agenda items as well.

We encourage you to take advantage of these opportunities to communicate with your elected representatives.

Lake Washington School District
Resource Center
16250 NE 74th Street
P.O. Box 97039
Redmond, WA 98073
www.lwsd.org

Board of Directors
Nancy Bernard
Christopher Carlson
Douglas Eglington
Jackie Pendergrass
Ravi Shahani

Administration
Chip Kimball - Superintendent
Janene Fogard - Deputy Superintendent
Traci Pierce - Deputy Superintendent

For further information, contact the Public Information Office at (425) 702-3300.

Printed by the Printing & Mailing Services at Lake Washington School District

Lake Washington School District complies with all federal and state rules and regulations and does not discriminate on the basis of race, color, national origin, gender or disability.

DRAFT

2010-11 Budget

Detailed Budget Information by Fund

BUDGET SUMMARY
ALL FUNDS

	GENERAL FUND 2010-11	ASSOCIATED STUDENT BODY FUND 2010-11	DEBT SERVICE FUND 2010-11	CAPITAL PROJECTS FUND 2010-11	TRANSPORTATION VEHICLE FUND 2010-11
BEGINNING FUND BALANCE					
Restricted for Carryover	1,761,771				
Nonspendable - Inventory	950,000				
Committed to Minimum FB Policy	10,815,000				
Restricted Proceeds				165,305,292	
Assigned/Unassigned Fund Balance*	3,235,000	595,035	11,655,102	1,771,787	2,169,703
TOTAL BEGINNING FUND BALANCE	16,761,771	595,035	11,655,102	167,077,079	2,169,703
REVENUES	219,590,092	3,813,220	38,696,021	118,763,666	610,847
OTHER FINANCING USES-TRANSFER	5,435,883			(5,435,883)	
TOTAL RESOURCES AVAILABLE	241,787,746	4,408,255	50,351,123	280,404,862	2,780,550
EXPENDITURES	225,882,424	3,947,256	49,215,384	137,119,431	1,993,655
TOTAL USE OF RESOURCES	225,882,424	3,947,256	49,215,384	137,119,431	1,993,655
ENDING FUND BALANCE					
Restricted for Carryover	1,078,817				
Nonspendable - Inventory	950,000				
Committed to Minimum Fund Bal Policy	11,251,299				
Restricted Proceeds				141,513,629	
Assigned/Unassigned Fund Balance	2,625,206	460,999	1,135,739	1,771,802	786,895
TOTAL ENDING FUND BALANCE	15,905,322	460,999	1,135,739	143,285,431	786,895

* "Unassigned" for General Fund; "Assigned" for all other funds.

LAKE WASHINGTON SCHOOL DISTRICT NO. 414
ENROLLMENT AND STAFFING STATISTICS

FTE ENROLLMENT COUNTS:	ACTUAL 2008-09	BUDGET 2009-10	BUDGET 2010-11
Kindergarten	893.04	947.00	909.00
Grades 1-3	5,837.55	5,849.00	6,030.00
Grades 4-6	5,479.38	5,593.00	5,815.00
Grades 7-8	3,480.82	3,490.00	3,515.00
Grades 9-12	6,878.30	6,633.00	6,704.40
Running Start	213.99	210.00	225.00
Subtotal	22,783.08	22,722.00	23,198.40
Enrollment Contingency		400.00	400.00
Total K-12 Enrollment	**22,783.08**	**23,122.00**	**23,598.40**
Ready Start Programs	419.00	419.00	419.00
FTE STAFFING COUNTS:			
Certificated Employees	1,504.812	1,518.377 *	1,559.500 *
Classified Employees	722.650	716.313	709.827
Total FTE Staff	2,227.462	2,234.690	2,269.327

** Includes 16.00 FTE for enrollment contingency*

GENERAL FUND
BUDGET SUMMARY

		ACTUAL 2008-09	BUDGET 2009-10	BUDGET 2010-11
BEGINNING FUND BALANCE				
Restricted for Carryover		3,640,660	1,552,006	1,761,771
Nonspendable - Inventory		950,000	950,000	950,000
Committed to Minimum Fund Balance Policy		-	-	10,815,000
Unreserved/Unassigned Fund Balance		11,417,971	10,508,287	3,235,000
Total Beginning Fund Balance		$16,008,631	$13,010,293	$16,761,771
REVENUES AND OTHER FINANCING SOURCES				
1000	Local Taxes	38,986,541	41,026,183	45,532,046
2000	Local Nontax	14,585,248	14,011,231	13,827,440
3000	State, General Purpose	107,993,130	117,607,735	120,018,290
4000	State, Special Purpose	30,977,640	21,103,093	23,741,910
5000	Federal, General Purpose	83,491	84,000	75,000
6000	Federal, Special Purpose	19,502,240	18,784,419	16,263,026
7000	Revenues From Other School Districts	18,404	124,763	103,006
8000	Revenues From Other Agencies & Assoc.	80,863	33,475	29,374
9000	Other Financing Sources	4,027,525	4,758,542	5,435,883
Total Revenues		$216,255,082	$217,533,441	$225,025,975
Total Revenues & Other Financing Sources		$232,263,713	$230,543,734	$241,787,746
EXPENDITURES				
01	Regular Education	119,431,960	131,459,871	136,245,938
02	Alternative Learning Experience	0	0	1,582,648
1X	Federal Stimulus	9,057,804	6,036,376	2,326,286
20	Special Education Instruction	25,003,368	23,280,855	26,215,069
30	Vocational Education	4,056,480	3,850,897	3,566,676
45	Skills Center Instruction	0	0	274,159
50/60	Compensatory Education	14,089,525	6,646,315	7,250,244
70	Other Instructional Programs	4,268,611	5,563,513	7,313,459
80	Community Services	2,085,102	1,860,813	1,705,609
90	Support Services/Food Serv./Transp.	37,254,497	38,050,646	39,402,336
Total Expenditures		$215,247,347	$216,749,286	$225,882,424
ENDING FUND BALANCE				
Restricted for Carryover		4,059,282	1,347,006	1,078,817
Nonspendable - Inventory		950,000	950,000	950,000
Committed to Minimum Fund Balance Policy		-	-	11,251,299
Unreserved/Unassigned Fund Balance		12,007,084	11,497,442	2,625,206
Total Ending Fund Balance		$17,016,366	$13,794,448	$15,905,322

GENERAL FUND
DETAILED REVENUES

Acct. Code	REVENUE CATEGORY	ACTUAL 2008-09	BUDGET 2009-10	BUDGET 2010-2011
	LOCAL TAXES			
1100	Local Property Tax	38,986,411	41,025,900	45,531,701
1300	Sale of Tax Title Property	0	100	100
1500	Timber Excise Tax	130	183	245
	Total Local Taxes	$38,986,541	$41,026,183	$45,532,046
	LOCAL NONTAX			
2100	Tuitions and Fees	3,312,207	4,183,288	4,104,290
2173	Summer School	151,521	173,690	174,808
2188	Day Care	675,833	682,500	692,965
2200	Sale of Goods, Supplies and Services	1,005,241	801,000	801,000
2289	Other Community Services	784,869	702,328	601,551
2298	Food Services	4,667,644	4,877,036	5,186,870
2299	School Bus Revenue	1,438	0	0
2300	Investment Earnings	1,261,388	1,000,000	1,000,000
2500	Gifts and Donations	1,362,936	633,183	420,000
2600	Fines and Damages	66,737	50,000	50,000
2700	Rentals and Leases	553,737	768,206	655,956
2800	Insurance Recoveries	466,794	0	0
2900	Local Nontax Unassigned	174,011	140,000	140,000
2910	E-Rate	100,892	0	0
	Total Local Nontax	$14,585,248	$14,011,231	$13,827,440
	STATE , GENERAL PURPOSE			
3100	Apportionment	105,153,186	114,768,699	116,851,965
3121	Special Education General Apportionment	2,839,944	2,839,036	3,166,325
	Total State, General Purpose	$107,993,130	$117,607,735	$120,018,290
	STATE, SPECIAL PURPOSE			
4100	Special Purpose Unassigned	51,709	0	0
4121	Special Education	14,755,727	13,835,346	15,560,938
4134	Middle School CTE	17,300	0	0
4155	Learning Assistance	816,076	811,552	960,636
4158	Special and Pilot Programs	596,407	546,966	1,252,601
4165	Transitional Bilingual	1,116,897	1,081,054	1,160,542
4166	Student Achievement	8,162,259	0	0
4174	Highly Capable	214,493	214,237	218,602
4175	Math & Science Prof Dev	426,143	0	0
4198	School Food Services	78,479	85,729	88,919
4199	Transportation Operations	4,718,457	4,508,209	4,479,672
4388	Day Care	23,693	20,000	20,000
	Total State, Special Purpose	$30,977,640	$21,103,093	$23,741,910

GENERAL FUND
DETAILED REVENUES

Acct. Code	REVENUE CATEGORY	ACTUAL 2008-09	BUDGET 2009-10	BUDGET 2010-2011
	FEDERAL, GENERAL PURPOSE			
5500	Federal Forests	83,491	84,000	75,000
	Total Federal, General Purpose	$83,491	$84,000	$75,000
	FEDERAL, SPECIAL PURPOSE			
6111	Federal Stimulus Title I	0	554,953	865,427
6113	Federal Stimulus Student Achievement	10,226,260	3,006,187	0
6114	Federal Stimulus IDEA	0	2,542,203	1,517,388
6100	Special Purpose Unassigned	0	3,000,000	4,500,000
6124	Special Education Supplemental	4,473,793	4,751,299	4,754,008
6138	Secondary Vocational Education	118,682	115,786	117,058
6151	ESEA Title I	1,463,239	1,577,006	945,941
6152	ESEA Title II	678,605	657,138	692,182
6164	ESEA Title III Limited English Proficiency	146,620	205,076	227,067
6198	School Food Services	1,317,475	1,325,235	1,601,761
6261	Head Start	572,479	574,030	587,790
6268	Native American Education	46,976	48,006	49,633
6300	Federal Grants - Unassigned	28,430	20,000	0
6321	Special Education Medicaid Reimbursement	88,478	75,000	75,000
6998	USDA Commodities	341,203	332,500	329,771
	Total Federal, Special Purpose	$19,502,240	$18,784,419	$16,263,026
	REVENUES FROM OTHER SCHOOL DISTRICTS			
7100	Program Participation - Native American Education	18,404	5,461	5,418
7179	WANIC/NEVAC	0	119,302	97,588
	Total Revenues From Other School Districts	$18,404	$124,763	$103,006
	REVENUES FROM OTHER AGENCIES & ASSOC.			
8100	Agencies and Associations Grants	80,863	33,475	29,374
	Total Revenues From Other Agencies & Assoc.	$80,863	$33,475	$29,374
	OTHER FINANCING SOURCES			
9300	Sale of Equipment	11,000	0	0
9900	Transfers	4,016,525	4,758,542	5,435,883
	Total Other Financing Sources	$4,027,525	$4,758,542	$5,435,883
	TOTAL REVENUES & OTHER FINANCING SOURCES	$216,255,082	$217,533,441	$225,025,975

GENERAL FUND
PROGRAM EXPENDITURES

Program Number and Description		ACTUAL 2008-09	BUDGET 2009-10	BUDGET 2010-11	% Increase* (Decrease)
REGULAR EDUCATION					
0104	Elementary Planning Time	660,689	661,000	661,000	0.00
0105	Sick Leave and Other Subs	2,269,408	2,399,338	2,799,338	16.67
0110	Building Budgets	4,931,092	4,898,996	4,747,790	(3.09)
0112	Safety Net	0	1,461,775	1,455,082	(0.46)
0113	Teacher Retention Stipend	2,743,909	2,817,385	2,893,845	2.71
0114	Professional Fund	2,910,244	3,014,695	3,092,557	2.58
0115	Better Schools/Targeted Assistance	0	0	2,604,675	Reallocated
0116	Elementary Education	47,850,352	55,902,054	57,799,423	3.39
0117	Junior High Education	22,760,045	24,136,285	24,667,612	2.20
0118	Senior High Education	20,095,361	21,173,204	20,247,917	(4.37)
0120	Health Services	2,754,774	1,879,164	1,903,828	1.31
0122	Advanced Academic Programs	1,265,668	1,243,698	1,365,281	9.78
0127	Teaching & Learning	3,189,508	3,258,430	3,272,751	0.44
0129	School Support	1,603,304	1,516,157	1,748,553	15.33
0162	Family Learning Center	$755,561	$789,191	0	Reallocated
0174	Highly Capable Regular Education	1,625,518	1,549,957	1,550,403	0.03
0175	Technology Training & Applications	4,016,525	4,758,542	5,435,883	14.23
01	Total Regular Education	$119,431,960	$131,459,871	$136,245,938	3.64
ALTERNATIVE LEARNING EXPERIENCE					
0262	Family Learning Center/BEST	$0	$0	$1,582,648	Reallocated
FEDERAL STIMULUS					
1151	Title I	0	542,954	844,896	55.61
1300	Student Achievement	9,057,804	3,006,187	0	Eliminated
1424	IDEA	0	2,395,513	1,415,635	(40.90)
1435	IDEA Preschool	0	91,722	65,755	(28.31)
1X	Total Federal Stimulus	$9,057,804	$6,036,376	$2,326,286	(61.46)
SPECIAL EDUCATION INSTRUCTION					
2101	Special Education	18,619,080	16,461,250	18,460,357	12.14
2104	Home Hospital	14,284	7,940	7,940	0.00
2105	Special Ed Extended School Year	146,977	106,380	106,380	0.00
2108	Special Education Preschool	1,835,618	2,045,908	2,987,304	46.01
2400	IDEA Federal Special Education	3,752,494	4,056,802	4,070,583	0.34
2435	IDEA 619 Preschool	104,005	102,575	82,505	(19.57)
2440	Special Education - Safety Net	530,910	500,000	500,000	0.00
20	Total Special Education Instruction	$25,003,368	$23,280,855	$26,215,069	12.60

*Variances greater than 10% are discussed on page 9

GENERAL FUND
PROGRAM EXPENDITURES

Program Number and Description		ACTUAL 2008-09	BUDGET 2009-10	BUDGET 2010-11	% Increase* (Decrease)
VOCATIONAL SECONDARY INSTRUCTION					
3151	Voc Counseling & Undistributed	1,098,359	1,104,104	987,860	(10.53)
3161	Business and Office	616,232	556,725	513,950	(7.68)
3162	Marketing	233,887	321,892	174,539	(45.78)
3164	Trades and Industry	1,167,846	899,355	819,390	(8.89)
3165	Family & Consumer Science	640,384	596,599	607,677	1.86
3167	Technology Ed	183,690	258,940	156,129	(39.70)
3460	Middle School CTE	0	0	192,850	Reallocated
38XX	Federal Vocational Secondary Grants	116,082	113,282	114,281	0.88
30	Total Voc Secondary Instruction	$4,056,481	$3,850,897	$3,566,676	(7.38)
SKILLS CENTER INSTRUCTION					
4500	Skills Center	$0	$0	$274,159	New
COMPENSATORY EDUCATION					
5100	ESEA Title I	1,431,418	1,590,404	923,500	(41.93)
5200	ESEA Title II	607,681	668,991	661,680	(1.09)
5210	ESEA Title II D	13,066	13,066	14,423	10.39
5220	ESEA Title IV Safe & Drug Free	43,246	48,169	0	Eliminated
5270	ESEA Title V Innovative Programs	979	0	0	Eliminated
5545	Learning Assistance	723,203	794,005	937,846	18.12
5830	National Board Certification	525,380	525,990	741,366	40.95
5860	Internship Grant	6,805	20,976	11,235	(46.44)
5880	Beginning Educator Support Team Grant	0	0	467,290	New
58XX	Misc Grants	69,856	0	0	0.00
6100	Head Start Preschool	572,813	574,030	587,790	2.40
6300	Promoting Academic Success	26,030	0	0	Eliminated
6400	ESEA Title III Limited English Proficiency	143,746	201,055	222,615	10.72
6500	English Language Learners	1,610,431	1,946,819	2,101,836	7.96
6600	Student Achievement	8,258,149	205,000	521,183	154.24
6825	Native American Consort	56,722	57,810	59,480	2.89
50-60	Total Compensatory Education	$14,089,525	$6,646,315	$7,250,244	9.09
OTHER INSTRUCTIONAL PROGRAMS					
7300	Summer School	172,796	173,690	174,808	0.64
7443	Highly Capable	359,823	306,655	407,181	32.78
7500	State Math & Science Grant	400,351	0	0	Eliminated
7900	Unanticipated Grants/Donations	1,129,385	3,000,000	4,500,000	50.00
7901	All Day Kindergarten	1,976,908	1,697,208	1,946,490	14.69
7921	Prevention Intervention Grant	28,430	20,000	0	Eliminated
7922	Tobacco Prevention Grant	27,450	27,450	23,349	(14.94)
7931	WANIC/NEVAC	19,646	119,302	93,835	(21.35)
7945	Student CPR Grant	5,613	6,025	6,025	0.00
7996	Microsoft Math & Science Grant	148,210	213,183	161,771	(24.12)
70	Total Other Instruction Programs	$4,268,611	$5,563,513	$7,313,459	31.45

*Variances greater than 10% are discussed on page 9

GENERAL FUND
PROGRAM EXPENDITURES

Program Number and Description		ACTUAL 2008-09	BUDGET 2009-10	BUDGET 2010-11	% Increase* (Decrease)
COMMUNITY SERVICES					
8840	Extended Day Program	639,375	662,442	672,965	1.59
8901	Misc Community Services	263,226	260,000	260,000	0.00
8902	Community Swim Program	251,102	0	0	Eliminated
8905	Stadiums/Performing Arts Centers	510,246	507,396	420,984	(17.03)
8906	ASB Reimbursable	162,350	175,000	175,000	0.00
8908	LWEA Reimbursable	212,758	204,528	122,651	(40.03)
8909	Early Childhood	46,045	51,447	54,009	4.98
80	Total Community Services	$2,085,102	$1,860,813	$1,705,609	(8.34)
GENERAL SUPPORTIVE SERVICES					
9711	Board of Directors	803,003	835,383	585,731	(29.88)
9712	Superintendents Office	352,303	325,994	339,938	4.28
9713	Business Services	3,136,569	3,192,736	3,402,358	6.57
9714	Public Information	483,734	516,960	525,024	1.56
9716	Human Resources	1,049,192	1,002,579	1,037,700	3.50
9717	Employee Relations	214,685	149,185	149,722	0.36
9750	Utilities	5,668,670	5,989,700	5,989,700	0.00
9760	Support Services	10,105,452	9,817,543	10,524,996	7.21
9772	Management Information Services	1,917,912	1,889,486	1,903,211	0.73
9773	Printing Center	971	52,823	53,986	2.20
97	Total District Wide Support Services	$23,732,491	$23,772,389	$24,512,366	3.11
FOOD SERVICE					
9800	Food Services	$6,447,225	$6,620,500	$7,207,321	8.86
TRANSPORTATION					
9900	Transportation	$7,074,781	$7,657,757	$7,682,649	0.33
TOTAL EXPENDITURES		$215,247,347	$216,749,286	$225,882,424	4.21

*Variances greater than 10% are discussed on page 9

GENERAL FUND		
PROGRAM EXPENDITURES		
Variance Explanation for Programs with changes over/under 10%		
Program Number and Description		**Explanation**
0105	Sick Leave and Other Subs	Based on actual 09-10 expenditures.
0115	Better Schools/Targeted Assistance	Reallocation of expenses from I-728 elimination.
0129	School Support	Reallocation of expenses from I-728 elimination.
0162/0262	Family Learning Center/BEST	Reallocation of expenses to new state program 02 for Alternative Learning Experience
0175	Technology Training & Applications	Based on actual 09-10 expenditures.
1151	Federal Stimulus Title I	Use of remaining two year federal stimulus funding.
1300	Federal Stimulus Student Achievement	Elimination of federal stimulus funding for program.
1424/1435	Federal Stimulus IDEA & Preschool	Use of remaining two year federal stimulus funding.
2101/2108	Special Education & Preschool	Based on increase in program enrollment.
2435	IDEA 619 Preschool	Decrease in federal revenues.
31XX	Vocational Education	Based on decrease in program enrollment.
5100	ESEA Title I	Decrease in federal revenues.
5210	ESEA Title II D	Increase in federal revenues.
5220	ESEA Title IV Safe & Drug Free	Elimination of federal funding for program.
5545	Learning Assistance	Increase in state revenues.
5830	National Board Certification	Increase in National Board Certificate recipients.
5860	Internship Grant	Decrease in state revenues.
6400	ESEA Title III Limited English Proficiency	Increase in federal revenues.
6600	Student Achievement	Increase use of carryover.
7443	Highly Capable	Reallocation of staffing.
7900	Unanticipated Grants/Donations	Provide for additional contingency for grants.
7901	All Day Kindergarten	Based on increase in program enrollment.
7921	Prevention Intervention Grant	Elimination of federal funding for program.
7922	Tobacco Prevention Grant	Decrease in federal revenues.
7931	WANIC/NEVAC	Based on actual 09-10 expenditures.
7996	Microsoft Math & Science Grant	Use of remaining carryover.
8905	Stadiums/Performing Arts Centers	Decrease due to temporary closure of LWHS Theater during modernization.
8908	LWEA Reimbursable	Based on actual 09-10 expenditures.
9711	Board of Directors	Decrease due to alternate year board and levy election expenses.

ASSOCIATED STUDENT BODY PROGRAM FUND
BUDGET SUMMARY

		ACTUAL 2008-2009	BUDGET 2009-2010	BUDGET 2010-2011
BEGINNING FUND BALANCE				
Assigned for Fund Purposes		997,507	758,281	595,035
TOTAL BEGINNING FUND BALANCE		$997,507	$758,281	$595,035
REVENUES				
1000	General Student Body	1,743,620	2,518,522	2,733,585
2000	Athletics	247,248	295,700	273,500
3000	Classes	187,778	237,700	217,800
4000	Clubs	335,733	455,700	470,635
6000	Private Moneys	29,239	122,500	117,700
TOTAL REVENUES		$2,543,618	$3,630,122	$3,813,220
TOTAL RESOURCES AVAILABLE		$3,541,125	$4,388,403	$4,408,255
EXPENDITURES				
1000	General Student Body	1,367,755	2,065,523	2,262,878
2000	Athletics	758,059	793,600	763,881
3000	Classes	203,646	251,250	243,398
4000	Clubs	445,849	571,871	559,199
6000	Private Moneys	28,826	122,500	117,900
TOTAL EXPENDITURES		$2,804,135	$3,804,744	$3,947,256
ENDING FUND BALANCE				
Assigned for Fund Purposes		$736,990	$583,659	$460,999
TOTAL ENDING FUND BALANCE		$736,990	$583,659	$460,999

ASSOCIATED STUDENT BODY PROGRAM FUND
2010-2011 BUDGET
ELEMENTARY SCHOOLS

Schools	Beginning Fund Balances 9/1/2010	Revenues	Expenditures	Ending Fund Balance 8/31/2011
Henry David Thoreau	1,000	45,600	44,000	2,600
Juanita	4,500	8,600	13,000	100
Helen Keller	8,100	17,650	17,500	8,250
Carl Sandburg	1,500	10,100	10,000	1,600
Alexander Graham Bell	10,000	4,400	10,800	3,600
Peter Kirk	3,425	14,130	13,600	3,955
Lakeview	16,000	21,000	20,250	16,750
Mark Twain	1,050	3,100	3,000	1,150
Rose Hill	1,000	21,550	21,500	1,050
Benjamin Franklin	12,500	40,250	46,400	6,350
Benjamin Rush	1,500	15,550	15,500	1,550
Audubon	15,000	39,500	38,300	16,200
Norman Rockwell	24,000	38,300	38,000	24,300
Horace Mann	10,000	27,700	23,700	14,000
Redmond	5,000	17,250	17,000	5,250
Albert Einstein	100	6,910	6,900	110
Robert Frost	2,500	15,100	16,300	1,300
John Muir	1,000	22,550	22,550	1,000
Laura Ingalls Wilder	150	20,600	14,000	6,750
Rosa Parks	100	23,020	22,500	620
Emily Dickinson	10,000	51,400	51,400	10,000
Rachel Carson	4,000	36,700	34,900	5,800
Louisa May Alcott	14,000	24,300	24,300	14,000
Elizabeth Blackwell	2,000	9,080	9,080	2,000
Samantha Smith	3,100	33,150	33,000	3,250
Christa McAuliffe	8,000	26,620	26,500	8,120
Margaret Mead	21,683	25,300	27,000	19,983
TOTAL ELEMENTARY SCHOOLS	$181,208	$619,410	$620,980	$179,638

ASSOCIATED STUDENT BODY PROGRAM FUND
2010-2011 BUDGET
JUNIOR HIGH SCHOOLS

Schools	Beginning Fund Balances 9/1/2010	Revenues	Expenditures	Ending Fund Balances 8/31/2011
Evergreen	30,425	202,900	226,050	7,275
Finn Hill	14,000	98,350	107,700	4,650
Inglewood	59,000	134,800	186,350	7,450
International Community	30,710	129,975	133,785	26,900
Kamiakin	1,800	118,200	117,000	3,000
Kirkland	21,772	96,350	100,950	17,172
Redmond	21,000	222,910	233,185	10,725
Renaissance	770	44,215	44,400	585
Rose Hill	2,500	113,000	109,255	6,245
TOTAL JUNIOR HIGH SCHOOLS	$181,977	$1,160,700	$1,258,675	$84,002

JUNIOR HIGH ACTIVITIES

Activities	Beginning Fund Balances	Revenues	Transfers	Expenditures	Ending Fund Balances
1000 General Student Body	159,542	913,240	(340,705)	657,450	74,627
2000 Athletics	10,000	27,500	300,450	336,950	1,000
3000 Classes	4,925	48,300	1,000	51,500	2,725
4000 Clubs	7,510	141,460	39,055	182,375	5,650
6000 Private Moneys	0	30,200	200	30,400	0
TOTAL JUNIOR HIGH SCHOOLS	$181,977	$1,160,700	$0	$1,258,675	$84,002

ASSOCIATED STUDENT BODY PROGRAM FUND
2010-2011 BUDGET
SENIOR HIGH SCHOOLS

Schools	Beginning Fund Balances 9/1/2010	Revenues	Expenditures	Ending Fund Balances 8/31/2011
Best	2,701	14,060	14,150	2,611
Eastlake	126,794	677,025	726,519	77,300
Family Learning Center	476	4,825	4,500	801
Juanita	15,050	420,850	417,160	18,740
Lake Washington	59,532	401,450	400,950	60,032
Redmond	27,297	514,900	504,322	37,875
TOTAL SENIOR HIGH SCHOOLS	$231,850	$2,033,110	$2,067,601	$197,359

SENIOR HIGH ACTIVITIES

Activities	Beginning Fund Balances	Revenues	Transfers	Expenditures	Ending Fund Balances
1000 General Student Body	118,265	1,229,435	(230,717)	1,012,948	104,035
2000 Athletics	1,455	246,000	181,040	426,931	1,564
3000 Classes	41,175	169,500	1,242	191,898	20,019
4000 Clubs	69,467	329,175	48,435	376,824	70,253
6000 Private Moneys	1,488	59,000	0	59,000	1,488
TOTAL SENIOR HIGH SCHOOLS	$231,850	$2,033,110	$0	$2,067,601	$197,359

ASSOCIATED STUDENT BODY PROGRAM FUND
ACTIVITY SUMMARY

1000 General
Activity Buses
Annuals
ASB Activities
ASB Cards
ASB Copies
ASB Operations
ASB Reserve
Assemblies
Awards
Student Center
Student Council
Book Fairs
Candy Sales
Carnivals
Cash Short/Over
Classic Reading Program
Computer Club
Concessions
Conference/Dues
Contingencies
Cookie Sales
Dances
Donations
Drama
Equip. Repair
Equipment (Misc.)
Field Trips
Fund Raising
Graduation
Greenhouse
Homecoming
Intramural
Invest. Earnings
Kingco - Dist. Tournament
Leadership
LWHS Invitational
Miscellaneous Clubs
Newspaper
Outdoor Education
Parking Fund
Participation Fees
Pen & Pencil Sales
Pepperoni
Popcorn Sales
Pop Sales
Programs
Project "Pride"
Public Info.
QUEST
Recycling
Safety Patrol
School Improvement
Science Fair

1000 General (cont.)
Show and Parties
Special Events
Special Olympics
Special Trips
Student Activities
Student Center
Student Council
Student Store
Substance Abuse Prevention
Supplies
Vending Machines
WIAA - State Tournament
Young Astronauts

2000 Athletics
Athletic Awards
Athletic Buses
Athletic Equipment
Athletic Reserve
Badminton
Baseball
Basketball
Contingencies
Cross Country
Equip. Repair
Field Prep
Football
Gate Receipts
Golf
Gymnastics
Intramural
Lime
Locks
Medical Supplies
Officials
Soccer
Softball
Swimming
Tennis
Towels
Tournament Exp.
Track
Uniforms
Volleyball
Wrestling

3000 Classes
Class of 2011
Class of 2012
Class of 2013
Class of 2014
Class of 2015
Class of 2016

4000 Clubs
Academic Games
Amnesty International
Animal Care Network
Animal Club
Art
Asian Student Association
A.S.S.I.S.T.
Auto Shop
BETA Club
Bible Club
Bike
Black Student Union
Bowling
Builder's Club
Cakes for a Cause
Camelot Club
Cereal Eating Society
Cheerleaders
Chess
Children's Hospital Helpers
Computer
Contingencies
Cricket Club
Current Events
Dance Team
Debate
D.E.C.A. 1
D.E.C.A. 2
D.E.C.A. 3
D.E.C.A. 4
Destination Imagination
Digital Animation
Diversity Team
Drama
Drill Team
Earthcore
Environmental
Fashion Club
Fly Fishing
F.B.L.A.
FCCCA
Foreign Language
Forensic Language
French Club
French Honor Society
Girls' Club
Gamma Club
Games Club
Gay-Straight Alliance (GSA)
Ham Club
High School Against Cancer
Hiking Club
History
Honor Society
Horticulture
Ignite Club
Interact Club/Spelling Club
International
I.Y.T.O. Club
Japanese-Anime
Japanese Honor Society
Journalism

4000 Clubs (cont.)
Junior Optimist
Jr. Statesmen
Key Club
Knowledge Bowl
Latino Student Union
Literary Mag.
Loyalty
Manga
Math
Model United Nations
Multi-Cultural
Musical
Music-Choral
Music-Instrument
Music Reserve
Mustang Service
N.A.L.
National Junior Forensic
Natural Helpers
Odyssey of the Mind
Outdoor
Passages
Pep Club
Physics Club
Poet Society
Quill & Scroll
Random Act of Kindness
Reading Club
Robotic Club/TSA Club
Roo Crew
School Improv.
Science National Honor
Science Olympiad
S.A.V.E. Club
Sharing Interests Friendships
S.M.A.S.H.
SPAM
Sport & Spirit Club
Spanish
Spanish Honor Society
Special Olympics
STANG Club
Star War Club
Study Zone Club
S.U.D.D.S.
Teenage Republicans
Thespians
Ticket Squad
T.O.A.T./Table Tennis
TV/Radio Production
Ultimate Frisbee Club
V.I.C.A.
Wall Climber Club
Washington Teen Inst.
World Harmoney Org. (WHO)
Yearbook
Yell Staff
Young Officer's Academy

6000 Private Monies
Foreign Exchange

DEBT SERVICE FUND
BUDGET SUMMARY

		ACTUAL 2008-09	BUDGET 2009-10	BUDGET 2010-11
BEGINNING FUND BALANCE		$11,586,950	$12,144,145	$11,655,102
REVENUES				
1000	Local Taxes	31,984,790	37,983,037	38,307,393
2000	Local Non-Tax	189,412	201,721	114,130
5000	Federal, General Purpose			274,498
9000	Other Financing Sources	1,457,109	0	0
TOTAL REVENUES		$33,631,311	$38,184,758	$38,696,021
TOTAL RESOURCES AVAILABLE		$45,218,261	$50,328,903	$50,351,123
EXPENDITURES				
Matured Bond Expenditure		17,060,000	23,700,000	27,805,000
Interest on Bonds		15,420,892	18,530,278	21,310,384
Bond Transfer Fees		3,029	100,000	100,000
TOTAL EXPENDITURES		$32,483,921	$42,330,278	$49,215,384
OTHER FINANCING USES		$0	$0	$0
TOTAL USE OF RESOURCES		$32,483,921	$42,330,278	$49,215,384
ENDING FUND BALANCE				
Assigned to Fund Purposes		$12,734,340	$7,998,625	$1,135,739
TOTAL ENDING FUND BALANCE		$12,734,340	$7,998,625	$1,135,739

DEBT SERVICE FUND
REVENUES

		ACTUAL 2008-09	BUDGET 2009-10	BUDGET 2010-11
LOCAL TAXES (1000)				
1100	Local Property Taxes (See Exhibit I)	31,984,748	37,982,993	38,307,363
1300	Sale of Tax Title Property	0	0	0
1500	Timber Excise Tax	42	44	30
1000	TOTAL LOCAL TAXES	$31,984,790	$37,983,037	$38,307,393
LOCAL NONTAX REVENUES (2000)				
2300	Investment Earnings	189,412	201,721	114,130
2900	Other Local Nontax	0	0	0
2000	TOTAL LOCAL NONTAX	$189,412	$201,721	$114,130
STATE, GENERAL PURPOSE (3000)				
3700	Timber Excise Tax	0	0	0
3000	TOTAL STATE, GENERAL PURPOSE	$0	$0	$0
FEDERAL, GENERAL PURPOSE (5000)				
5600	Qualified Bond Interest Credit	0	0	274,498
5000	TOTAL FEDERAL, GENERAL PURPOSE	$0	$0	$274,498
OTHER FINANCING SOURCES (9000)				
9100	Sale of Bonds	1,457,109	0	0
9600	Sale of Refunding Bonds	0	0	0
9000	TOTAL OTHER FINANCING SOURCES	$1,457,109	$0	$0
TOTAL REVENUES		$33,631,311	$38,184,758	$38,696,021

EXHIBIT I

DEBT SERVICE FUND REVENUES
CALCULATION OF 2010-11 LEVY COLLECTIONS

Revenue Account 1100 Local Taxes

Fall 2010 Collection:				
$41,413,000	x	47.35%	(2010 Levy x Fall Collection %)	$19,609,039
Spring 2011 Collection:				
* $35,800,000	x	52.23%	(2011 Levy x Spring Collection %)	$18,698,324
TOTAL 2010-11 Levy Collections				$38,307,363

*Estimated $ .98 per $1,000 based on estimated assessed valuation for 2011 of $36,544,139,244.

EXHIBIT II

Issue Date	Original Issue Amount	Bonds Outstanding	Interest Outstanding	Total Outstanding Sept. 1, 2010
12/15/00	27,500,000	1,065,000	26,625	1,091,625
12/15/01	40,000,000	7,400,000	711,250	8,111,250
03/30/04 ***	70,100,000	61,585,000	10,956,313	72,541,313
09/02/04 **	34,655,000	19,625,000	5,639,332	25,264,332
09/06/06 *	97,115,000	94,800,000	57,087,000	151,887,000
11/07/07	80,000,000	68,500,000	33,888,813	102,388,813
11/18/08	80,000,000	73,500,000	39,845,406	113,345,406
11/03/09	40,000,000	40,000,000	17,817,954	57,817,954
	$469,370,000	$366,475,000	$165,972,693	$532,447,693

***Refunding issue partially replaces March 1, 1998 issue for $11,130,000 and December 1, 1998 issue for $58,160,000.

** Refunding issue partially replaces November 15, 1993 Series A issue for $13,905,000 and December 15, 2000 issue for $19,695,000.

* Refunding bonds of $17,115,000 partially replaces May 15, 1995 issue for $2,000,000 and December 15, 2001 issue for $14,555,000.

CAPITAL PROJECTS FUND

BUDGET SUMMARY

		ACTUAL 2008-09	BUDGET 2009-10	BUDGET 2010-11
BEGINNING FUND BALANCE				
Restricted for Arbitrage Rebate		754,090	754,090	0
Restricted from Bond Proceeds		138,952,586	173,806,933	144,548,507
Restricted from Levy Proceeds		16,947,549	16,245,793	10,529,670
Restricted from State Proceeds		80,453	7,539,716	9,502,798
Restricted from Other Proceeds		1,438,779	1,425,705	0
Restricted from Impact Fee Proceeds		0	0	391,791
Restricted from Mitigation Fee Proceeds		0	0	332,526
Assigned to Fund Purposes		1,041,201	2,365,644	1,771,787
TOTAL BEGINNING FUND BALANCE		$159,214,658	$202,137,881	$167,077,079
REVENUES				
1000	Local Taxes	16,067,003	16,741,661	17,450,900
2000	Local Non-Tax	3,613,329	2,460,159	1,312,766
4000	State, Special Purpose	88,929	1,739,300	0
9000	Other Financing Sources	80,656,090	100,000,000	100,000,000
TOTAL REVENUES		$100,425,351	$120,941,120	$118,763,666
OTHER FINANCING USES - TRANSFERS OUT		($4,016,525)	($4,758,542)	($5,435,883)
TOTAL RESOURCES AVAILABLE		$255,623,484	$318,320,459	$280,404,862
EXPENDITURES				
1	Sites	2,166,562	518,027	1,733,078
2	Buildings	44,783,631	83,117,012	130,184,951
3	Equipment	6,357,279	7,315,894	4,451,402
4	Energy	4,134,432	4,719,500	750,000
6	Bond Issuance	481,800	0	0
TOTAL EXPENDITURES		$57,923,704	$95,670,433	$137,119,431
ENDING FUND BALANCE				
Restricted for Arbitrage Rebate		297,401	754,090	0
Restricted from Bond Proceeds		174,742,042	206,547,694	131,766,381
Restricted from Levy Proceeds		12,371,600	10,046,368	6,955,036
Restricted from State Proceeds		7,671,535	1,814,003	1,739,300
Restricted from Other Proceeds		750,024	1,757,976	0
Restricted from Impact Fee Proceeds		0	0	617,474
Restricted from Mitigation Fee Proceeds		0	0	435,438
Assigned to Fund Purposes		1,867,179	1,729,895	1,771,802
TOTAL ENDING FUND BALANCE		$197,699,780	$222,650,026	$143,285,431

CAPITAL PROJECTS FUND
REVENUES

		ACTUAL 2008-09	BUDGET 2009-10	BUDGET 2010-11
LOCAL TAXES (1000)				
1100	Local Property Taxes (See Exhibit I)	16,066,983	16,741,641	17,450,885
1300	Sale of Tax Title Property	0	0	0
1400	In-Lieu of Taxes	0	0	0
1500	Timber Excise Tax	20	20	15
1000	TOTAL LOCAL TAXES	$16,067,003	$16,741,661	$17,450,900
LOCAL NON-TAX REVENUES (2000)				
2200	Sale of Goods, Supplies & Services	0	0	0
2300	Investment Earnings	3,049,164	2,154,059	991,543
2500	Gifts & Donations	250,000	0	0
2700	Rental of Property	0	0	0
2900	Mitigation/Impact Fees	314,165	306,100	321,223
2000	TOTAL LOCAL NON-TAX REVENUES	$3,613,329	$2,460,159	$1,312,766
STATE, SPECIAL PURPOSE (4000)				
4130	State Funding Assistance	88,929	1,739,300	0
4000	TOTAL STATE, SPECIAL PURPOSE	$88,929	$1,739,300	$0
OTHER FINANCING SOURCES (9000)				
9100	Sale of Bonds	80,474,990	100,000,000	100,000,000
9200	Sale of Real Property	181,100	0	0
9300	Sale of Equipment	0	0	0
9400	Comp. Loss of Capital Assets	0	0	0
9000	TOTAL OTHER FINANCING SOURCE	$80,656,090	$100,000,000	$100,000,000
TOTAL REVENUES		$100,425,351	$120,941,120	$118,763,666
OTHER FINANCING USES - TRANSFERS OUT				
536	Other Financing Uses - Transfers Out	(4,016,525)	(4,758,542)	(5,435,883)
536	TOTAL OTHER FINANCING USES	($4,016,525)	($4,758,542)	($5,435,883)

CAPITAL PROJECTS FUND 2010-11
EXPENDITURES

Total Estimated Cost of Project	Estimated Prior Expenditures 08/31/10	Project Number	Project Description	Budget 2010-11	Remaining Future Balance
			OPERATIONS (See Exhibit II)		
1,822,234	0	9838-0000		1,822,234	0
$1,822,234	**$0**		**TOTAL OPERATIONS**	**$1,822,234**	**$0**
			MODERNIZATION		
88,878,000	71,110,264	8434-10xx	Lake Washington High School	17,767,736	0
46,600,000	13,632,661	6363-10xx	Finn Hill Junior High	32,967,339	0
27,825,000	3,206,194	2601-10xx	Muir Elementary	20,065,688	4,553,118
30,555,000	1,126,519	0601-10xx	Sandburg Elementary	7,817,239	21,611,242
29,242,500	1,078,129	0401-10xx	Keller Elementary	6,314,431	21,849,940
15,277,500	394,282	7931-10xx	ICS / Community	1,657,088	13,226,130
33,285,000	536,887	0701-10xx	Bell Elementary	2,070,850	30,677,263
31,920,000	514,870	1801-10xx	Rush Elementary	3,594,628	27,810,502
69,195,000	2,038,924	6911-10xx	Rose Hill Junior High	5,270,628	61,885,448
3,532,075	3,307,075	0000-10xx	Other Bond Expenses	225,000	0
21,956,934	0	0000-10xx	Modernization Contingency	21,956,934	0
$398,267,009	**$96,945,805**		**TOTAL MODERNIZATION**	**$119,707,561**	**$181,613,643**
			TECHNOLOGY		
3,594,825	832,406	0000-2060	Technology - WAN	1,377,169	1,385,250
13,000,000	8,083,141	0081-2060	Technology - Hardware/Equipment	2,310,000	2,606,859
2,500,000	289,575	0000-2060	Technology - Network Upgrades	725,000	1,485,425
7,400,000	4,484,578	0082-2060	Technology - Training and Software	1,220,000	0
10,600,000	0	0000-2060	Technology - Projects/Supportive Tec	100,000	0
18,000,000	0	0000-2010	Technology - Staff Training	0	15,984,509
(14,210,913)	0	0000-20xx	Transfer to GF for Tech Expenses	0	0
$40,883,912	**$13,689,700**		**TOTAL TECHNOLOGY**	**$5,732,169**	**$21,462,043**
			SITE & BUILDING IMPROVEMENTS		
7,000,000	868,661	0000-20xx	Safety	3,048,689	3,082,650
44,632,332	15,950,111	0000-20xx	Building Systems / Energy	4,035,721	24,646,500
4,000,000	0	0000-2010	School & Program Improvements	481,180	3,518,820
9,000,000	2,934,415	0000-20xx	Field, Playground & Site Improvement	1,223,525	4,842,060
$64,632,332	**$19,753,187**		**TOTAL SITE & BUILDING**	**$8,789,115**	**$36,090,030**
			RESERVE FOR FUTURE PROJECTS		
1,068,352	0	**0000-0000**	**Reserve for Future Projects**	1,068,352	0
$1,068,352	**$0**		**TOTAL RESERVE**	**$1,068,352**	**$0**
$506,673,839	**$130,388,692**		**GRAND TOTAL**	**$137,119,431**	**$239,165,716**

EXHIBIT I

CAPITAL PROJECT FUND REVENUES
CALCULATION OF 2010-11 LEVY COLLECTIONS

Revenue Account 1100 Local Taxes

Fall 2010 Collection:			
$17,000,000 x	47.35%	(2010 Levy x Fall Collection %)	$8,049,493
Spring 2011 Collection:			
* $18,000,000 x	52.23%	(2011 Levy x Spring Collection %)	$9,401,392
TOTAL 2010-11 Levy Collections			$17,450,885

*Estimated $0.49 per $1,000 based on estimated assessed valuation for 2011 of $36,544,139,244

EXHIBIT II

CAPITAL PROJECTS FUND
OPERATIONS

PROJECT NO.		FTE	SALARY & BENEFITS
9838-0000	Account Tech II	0.326	$13,275
	Acct Tech. III-Supp	0.750	$33,307
	Admin Sec II-Admin	0.500	$18,813
	Admin Sec III-Admin	3.375	$142,486
	Budget Manager	0.500	$37,135
	Business Services Coordinator	0.250	$30,185
	Capital Fund Analyst	1.000	$53,400
	Chief Academic Officer	0.150	$22,433
	Chief Technology Officer	0.250	$37,388
	Construction Proj Mgr	2.000	$175,460
	Controller	0.250	$23,269
	Deputy Superintendent	0.250	$40,700
	Director Support Services	0.500	$66,653
	Directors	0.300	$38,107
	Executive Assistant	0.500	$28,115
	Facility Improvement Coordinator	0.500	$30,170
	Internal Control Acct	0.250	$13,350
	Maintenance Supervisor	0.250	$19,455
	Maint Repair Operations Mgr	0.500	$52,045
	Network and Server Manager	0.250	$26,023
	Payroll Manager	0.250	$20,211
	Procurement Manager	0.250	$18,304
	Techincal Systems Administrator	0.500	$35,810
	Risk and Safety Mgr	0.200	$18,615
	Senior Application Specialist	0.250	$17,093
	Sr. Network Engineer	0.250	$22,845
	Tech Coordinator	0.750	$34,909
	Tech Support Operations Manager	0.250	$17,905
	Technical Support Specialist	2.520	$112,852
	Employee Benefits		$480,901
	Contractual		$22,420
	Equipment		$10,000
	Extra Help & Overtime		$19,600
	Legal		$75,000
	Supplies		$5,000
	Travel		$9,000
TOTAL OPERATING BUDGET		17.871	$1,822,234

TRANSPORTATION VEHICLE FUND
BUDGET SUMMARY

		ACTUAL 2008-09	BUDGET 2009-10	BUDGET 2010-11
BEGINNING FUND BALANCE		$2,597,879	$1,169,414	$2,169,703
REVENUES				
1100	Local Property Taxes	0	0	0
1500	Timber Excise Tax	0	0	0
2300	Investment Earnings	22,188	27,424	13,626
2800	Insurance Recoveries	7,874	0	0
4499	Transportation Reimbursement-Depreciation	1,264,478	1,039,214	597,221
9300	Sale of Equipment	19,200	0	0
9400	Compensated Loss of Fixed Assets	0	0	0
TOTAL REVENUES		$1,313,741	$1,066,638	$610,847
TOTAL RESOURCES AVAILABLE		$3,911,620	$2,236,052	$2,780,550
EXPENDITURES				
57	Cash Purchases & Rebuilding Buses	2,731,082	749,788	1,993,655
TOTAL EXPENDITURES		$2,731,082	$749,788	$1,993,655
ENDING FUND BALANCE				
	Assigned to Fund Purposes	$1,180,538	$1,486,264	$786,895
TOTAL ENDING FUND BALANCE		$1,180,538	$1,486,264	$786,895

PROGRAM EXPENDITURES AND IDENTIFIABLE REVENUES

The following three pages are included in order to show which revenues are directly allocated to programs in the general fund.

Program Number and Description		BUDGET 2010-11	Revenue Identifiable To Program
REGULAR EDUCATION			
0104	Elementary Planning Time	661,000	
0105	Sick Leave and Other Subs	2,799,338	
0110	Building Budgets	4,747,790	
0112	Safety Net	1,455,082	
0113	Teacher Retention Stipend	2,893,845	
0114	Professional Fund	3,092,557	
0115	Better Schools/Targeted Assistance	2,604,675	
0116	Elementary Education	57,799,423	
0117	Junior High Education	24,667,612	
0118	Senior High Education	20,247,917	
0120	Health Services	1,903,828	
0122	Advanced Academic Programs	1,365,281	
0127	Teaching & Learning	3,272,751	
0129	School Support	1,748,553	
0174	Highly Capable Regular Education	1,550,403	
0175	Technology Training & Applications	5,435,883	5,435,883
0262	Family Learning Center/BEST	1,582,648	
0X	Total Regular Education	$137,828,586	$98,988,259
FEDERAL STIMULUS			
1151	Title I	844,896	$844,896
1424	IDEA	1,415,635	$1,415,635
1435	IDEA Preschool	65,755	$65,755
1X	Total Federal Stimulus	$2,326,286	$2,326,286
SPECIAL EDUCATION INSTRUCTION			
2101	Special Education	18,460,357	18,802,263
2104	Home Hospital	7,940	
2105	Special Ed Extended School Year	106,380	
2108	Special Education Preschool	2,987,304	
2400	IDEA Federal Special Education	4,070,583	4,070,583
2435	IDEA 619 Preschool	82,505	82,505
2440	Safety Net	500,000	500,000
20	Total Special Education Instruction	$26,215,069	$23,455,351

Program Number and Description		BUDGET 2010-11	Revenue Identifiable To Program
VOCATIONAL SECONDARY INSTRUCTION			
3151	Voc Counseling & Undistributed	987,860	987,860
3161	Business and Office	513,950	513,950
3162	Marketing	174,539	174,539
3164	Trades and Industry	819,390	819,390
3165	Family & Consumer Science	607,677	607,677
3167	Technology Ed	156,129	156,129
3460	Middle School CTE	192,850	192,850
3860	Federal Vocational Secondary	114,281	114,281
30	Total Voc Secondary Instruction	$3,566,676	$3,566,676
SKILLS CENTER INSTRUCTION			
4500	Skills Center	$274,159	$274,159
COMPENSATORY EDUCATION			
5100	ESEA Title I	923,500	923,500
5200	ESEA Title II	661,680	661,680
5210	ESEA Title II D	14,423	14,423
5545	Learning Assistance	937,846	937,846
5830	National Board Certification	741,366	741,366
5860	Internship Grant	11,235	11,235
5880	Beginning Educator Support Team Grant	467,290	467,290
6100	Head Start Preschool	587,790	587,790
6400	Title III Limited English Proficiency	222,615	222,615
6500	English Language Learners	2,101,836	1,160,542
6600	Student Achievement	521,183	0
6825	Native American Consort	59,480	55,051
50-60	Total Compensatory Education	$7,250,244	$5,783,338
OTHER INSTRUCTIONAL PROGRAMS			
7300	Summer School	174,808	174,808
7443	Highly Capable	407,181	218,602
7900	Unanticipated Grants/Donations	4,500,000	4,500,000
7901	All Day Kindergarten	1,946,490	2,876,730
7922	Tobacco Prevention Grant	23,349	23,349
7931	WANIC/NEVAC	93,835	93,835
7945	Student CPR Grant	6,025	6,025
7996	Microsoft Math & Science	161,771	0
70	Total Other Instruction Programs	$7,313,459	$7,893,349
COMMUNITY SERVICES			
8840	Extended Day Program	672,965	692,965
8901	Misc Community Services	260,000	260,000
8905	Stadiums/Performing Arts Centers	420,984	269,556
8906	ASB Reimbursable	175,000	175,000
8908	LWEA Reimbursable	122,651	122,651
8909	Early Childhood	54,009	34,560
80	Total Community Services	$1,705,609	$1,554,732

Program Number and Description		BUDGET 2010-11	Revenue Identifiable To Program
GENERAL SUPPORTIVE SERVICES			
9711	Board of Directors	585,731	
9712	Superintendents Office	339,938	
9713	Business Services	3,402,358	
9714	Public Information	525,024	
9716	Human Resources	1,037,700	
9717	Employee Relations	149,722	
9750	Utilities	5,989,700	
9760	Support Services	10,524,996	
9772	Management Information Services	1,903,211	
9773	Printing Center	53,986	
97	Total District Wide Support Services	$24,512,366	$17,804,721
FOOD SERVICE			
9800	Food Services	$7,207,321	$7,207,321
TRANSPORTATION			
9900	Transportation	$7,682,649	$4,572,172
TOTAL PROGRAMS EXPENDITURES AND REVENUES		$225,882,424	$173,426,364
REVENUES UNDISTRIBUTED TO PROGRAMS			$51,599,611
TOTAL REVENUES			**$225,025,975**

Lake Washington School District
Executive Limitation Monitoring Report

EL-5 Treatment of Parents and Citizens
June 21, 2010

Executive Limitation: With respect to treatment of parents and citizens, the CEO shall not cause or allow conditions, procedures, actions or decisions which are unlawful, unethical, unsafe, disrespectful, unnecessarily disruptive, undignified or in violation of Board policy.
Accordingly, the CEO may not:

1. Use methods of managing information that fail to protect confidential information.	In Compliance	◀ ▶

Evidence

The District protects confidential information of students, parents, and staff through a variety of means:

Student and parent information is protected through the application of law and policy:

- Federal law; and the Family Educational Rights and Privacy Act of 1974 (FERPA). In accordance with this law, parents are requested to complete a form annually indicating whether they wish to have directory information excluded from release internally (including school specific publications including yearbooks and newsletters) externally (including media, web sites open to public, district publications going the community and PTSA). High school students and their parents may also exclude directory information from military and higher education.
- State laws, including Revised Codes of Washington (RCWs) 28A.305, 230 and Washington Administrative Codes (WACs) 180-52,-57 and 392-182. This provides for parental consent prior to release of records to outside agencies. Notable exceptions are for student discipline records, requests by other school districts in cases of serious danger or disruption, and required reports of child abuse and neglect as mandated by RCW 26.44.
- District administrative policy
  - Policy JO and procedure JO-R *Student Records* provide that the District maintain only those student records necessary for the educational welfare of students and for the orderly and efficient operation of schools and as required by law.
  - Policy IL and procedure IL-R *Testing Programs* outline methods by which student and parent personal information is protected with respect to requests to complete surveys or tests. This procedures require parents be informed of any student survey dealing with personal or family behaviors or beliefs. Parents or students may opt out of any such survey or test. All surveys administered to students are cleared through the assessment office.

Executive Limitation: With respect to treatment of parents and citizens, the CEO shall not cause or allow conditions, procedures, actions or decisions which are unlawful, unethical, unsafe, disrespectful, unnecessarily disruptive, undignified or in violation of Board policy.
Accordingly, the CEO may not:

2. Fail to provide a process for the effective handling of complaints.	In Compliance	◀ ▶

Evidence

The district's process for the effective handling of parent and community complaints is designed to allow issues to be addressed closest to the source of origin:

- Staff work with parents and citizens with complaints to address their concerns in an informal manner as a first step. This includes:
  - Communication in person, on the telephone, and by e-mail and/or meetings to address concerns, identify issues, and seek resolution
  - Assignment of appropriate central office staff to assist in advisement, protocol, routing, and follow-up on complaints when not resolved at the building/department level.
- Complaints can be escalated to a higher level but only after all avenues for resolution have been exhausted.
- Policy KLD, *Public Complaints about School Personnel,* provides an avenue for formal complaints. This policy defines the basis for a grievance against an employee and stipulates the process to be followed in order to reach a satisfactory solution.
- Complaints that may constitute misconduct by school employees are investigated. Procedures within the collective bargaining agreements are followed to ensure employee rights are protected and that appropriate consequences are issued if misconduct is found.

The following represents the perception of LWSD school effectiveness in handling complaints.

"LWSD schools effectively handle complaints."	**Always**	**Usually**	**Sometimes**	**Never**	**Mean**
January 2005	20%	41%	35%	4%	2.8
Feb./March 2006	20%	46%	26%	9%	2.8
May 2007	13%*	50%*	33%	4%	2.7
Dec. 2007-Feb. 2008	19%	48%	28%	5%	2.8
Dec. 2008-Feb. 2009	16%	45%	36%^,^^	3%^^	2.7
Dec. 2009-Feb. 2010	24%	44%	30%	2%^^	2.9^

* Significant difference vs. January 2005
^Significant difference vs. previous three-month period
^^Significant difference vs. March 2006

EL-5 Treatment of Parents and Citizens

Executive Limitation: With respect to treatment of parents and citizens, the CEO shall not cause or allow conditions, procedures, actions or decisions which are unlawful, unethical, unsafe, disrespectful, unnecessarily disruptive, undignified or in violation of Board policy.
Accordingly, the CEO may not:

3. Fail to establish policies and procedures to ensure organizational compliance with all federal and state laws, including those dealing with ethnic, gender, disability, religious, and age discrimination.	In Compliance	◀ ▶

Evidence

District Administrative Policies and Procedures which prohibit discrimination and harassment and align with federal and state laws include:

- AC, *Nondiscrimination*
- ACA, *Human Dignity*
- ACB and procedure ACB-R, *Harassment,* prohibit harassment in all forms, including bullying and intimidation.

These policies are communicated and shared as follows:

- Annually with all staff at the beginning of the school staff meetings;
- Specific training as part of new employee orientation;
- Student and staff handbooks containing this policy information and expectations are distributed and reviewed annually;
- Posters have been developed for display to inform parents, citizens, and visitors of the district's discrimination and harassment policies; and
- District publications as well as the district's website inform readers of our policies and procedures regarding compliance with all federal and state laws.

4. Fail to provide a welcoming environment for parents and guests.	In Compliance	◀ ▶

Evidence

- Professional expectations are in place in all schools for staff to provide a welcoming environment for all parents and guests.
- Significant numbers of parents attend orientations, curriculum nights, open houses and other school events throughout the school year.
- Community use of school buildings welcomes many into our schools who would not otherwise come through the doors.
- There are over 10,000 approved volunteers in Lake Washington School District, who volunteer anywhere from once during the school year to every day.

Executive Limitation: With respect to treatment of parents and citizens, the CEO shall not cause or allow conditions, procedures, actions or decisions which are unlawful, unethical, unsafe, disrespectful, unnecessarily disruptive, undignified or in violation of Board policy.
Accordingly, the CEO may not:

4. Fail to provide a welcoming environment for parents and guests.	In Compliance	◀ ▶

Evidence *{continued}*

"I feel welcome in LWSD schools."	**Always**	**Usually**	**Sometimes**	**Never**	**Mean**
January 2005 Community Overall	63%	22%	12%	3%	3.5
Feb./March 2006 Community Overall	62%	24%	12%	2%	3.5
Dec. 2007-Feb. 2008 Community Overall	54%*	30%*	13%	2%	3.4
Dec. 2008-Feb. 2009 Community Overall	56%	26%	15%	3%	3.4
Dec. 2009-Feb. 2010 Community Overall	63%	24%	11%	2%	3.5

*= Significant difference vs. January 2005

The mean ranking for this item has been remarkably stable, coming in at 3.4 or 3.5 in all but one of the 14 times it has been measured since January 2005. (It was 3.3 in May 2007.) More parents feel welcome than those who don't have a child in the district. In the last survey period, 93% of parents said they always or usually feel welcome in LWSD schools, compared to 78% of those who don't have a child in the district.

EL-5 Treatment of Parents and Citizens

Executive Limitation: With respect to treatment of parents and citizens, the CEO shall not cause or allow conditions, procedures, actions or decisions which are unlawful, unethical, unsafe, disrespectful, unnecessarily disruptive, undignified or in violation of Board policy.
Accordingly, the CEO may not:

5. Fail to maintain an open and responsive organizational culture that treats all constituents with respect, dignity, and courtesy.	In Compliance	◀ ▶

Evidence

- Organizational structures are designed to increase openness and demonstrate respect, dignity, and courtesy toward constituents. The district's Decision Advisory Representative Team (DART) is composed of elected district administrators, both certificated and classified, whose role is to review and recommend decisions and advice on significant district issues.
- Significant work has continued to engage teachers and administrators in key strategic decisions about instructional issues and materials selection.
- The superintendent and central office staff members continue to meet regularly with the PTSA District Council and other constituency groups.
- In the latest Community Perception telephone surveys, 83% of parents agreed that the district "always" or "usually" maintains an open and responsive culture, up from 81% of parents in the same time frame the previous year.
- Those who do have a child in the district are significantly more likely to rate district schools as "always" or "usually" maintaining an open and responsive culture. This combined rating for this question from community members who are not parents declined from 77% in 2005 to just 57% in winter 2009 but has rebounded to 68% this year.
-

"LWSD schools maintain an open and responsive culture."	**Always**	**Usually**	**Sometimes**	**Never**	**Mean**
January 2005 Community Overall	39%	40%	18%	3%	3.1
Feb./March 2006 Community Overall	39%	38%	21%	2%	3.1
May 2007 Community Overall	27%	46%	23%	4%	3.0 *
Dec.-Feb. 2008 Community Overall	29%*	45%	22%	4%	3.0
Dec. 2008-Feb. 2009 Community Overall	27%*	45%	24%	4%	2.9
Dec. 2009-Feb. 2010 Community Overall	35%	42%	21%	2%	3.1

*Significant difference vs. January 2005

Executive Limitation: With respect to treatment of parents and citizens, the CEO shall not cause or allow conditions, procedures, actions or decisions which are unlawful, unethical, unsafe, disrespectful, unnecessarily disruptive, undignified or in violation of Board policy.
Accordingly, the CEO may not:

5. Fail to maintain an open and responsive organizational culture that treats all constituents with respect, dignity, and courtesy.	In Compliance	◀ ▶

Evidence {continued}

- One item that may influence the perception of LWSD as maintaining an open and responsive culture is a pattern of improvement on the item for "Lake Washington schools gather feedback on important issues." The mean rankings for that item have risen among parents and non-parents alike over the last year. The mean ranking has been consistently higher, between 3.5 and 3.7, for the last four quarters. It has risen among parents and non-parents alike.

"LWSD schools gather feedback on important issues."	**Strongly agree**	**Agree**	**Neutral**	**Disagree or Strongly disagree**	**Mean**
January 2005 Community Overall	17%	29%	31%	23%	3.3
Feb./March 2006 Community Overall	15%	32%	33%	20%	3.4
May 2007 Community Overall	13%	36%	33%	19%	3.4
Dec.-Feb. 2008 Community Overall	14%	34%	31%	21%	3.3
Dec. 2008-Feb. 2009 Community Overall	18%	27%	32%	22%	3.3
Dec. 2009-Feb. 2010 Community Overall	21%	32%	35%^	12%*,^^	3.6*^^

*Significant difference vs. January 2005
^Significant difference vs. preceding survey
^^Significant difference vs. March 2006

Executive Limitation: With respect to treatment of parents and citizens, the CEO shall not cause or allow conditions, procedures, actions or decisions which are unlawful, unethical, unsafe, disrespectful, unnecessarily disruptive, undignified or in violation of Board policy.
Accordingly, the CEO may not:

Staff members who responded to the 2010 web survey scored the district higher on this question than the parents and community members who answered the phone survey.

"LWSD maintains an open and responsive organizational culture"	**Always**	**Usually**	**Sometimes**	**Never**	**Mean**
Staff survey 2007	47%	44%	8%	1%	3.4
Staff survey 2008	47%	42%	10%	1%	3.4
Staff survey 2009	48%	40%	10%	1%	3.4
Staff survey 2010	45%	46%	8%	1%	3.3

- District staff also responded at a level of 3.3 on a scale of 1 to 4 (1 = never and 4 = always) to the statement "LWSD maintains an open and responsive organizational culture" during the two prior years of surveys. While the mean was down slightly, the change was not statistically significant. This ranking remains generally consistent.
- District staff have more consistently agreed that the district gathers feedback on important issues. The staff mean score for the last five years has varied between a 3.5 and 3.6 for that statement, staying at 3.6 for 2009 and 2010.

Summary and Explanation of Partial Compliance:

Areas of identified improvement:
Continued efforts in improving the effective handling complaints and development of further data related to this area.

I certify the above to be correct as of June 10, 2010. _____
Chip Kimball, Superintendent

Lake Washington School District
Executive Limitation Monitoring Report

EL-6 Student Learning Environment
June 21, 2010

Executive Limitation: With respect to treatment of students, the CEO shall not cause or allow conditions, procedures, actions or decisions which are unlawful, unethical, unsafe, disrespectful, unnecessarily disruptive, undignified or in violation of Board policy.
Accordingly, the CEO may not:

1. Fail to assure a climate that is characterized by support and encouragement for high achievement.	In Partial Compliance	◀ ▶

Evidence

The December 2009-Feb. 2010 LWSD Community Perception Survey of parents, staff, and students showed the following results:

- District parents express 76% agreement that "Lake Washington School District creates a climate of support and encouragement for high achievement." This is up from 68% during the same quarter last year.
- Secondary students express 56% agreement to the same statement in the 2009 web survey *(n=3,513)* as compared to 53% in the 2008 survey and 50% in the 2007 survey.
- Staff members are more likely to agree and the level of agreement overall has remained stable over the last few years, at 89% agreement for 2010. The 2010 staff web survey shows that certificated staff are more likely to agree, as 91% of certificated staff *(n=677)* agreed or strongly agreed with the same statement. Classified staff *(n=261)* expressed 84% agreement. In the previous four years, staff agreement was 78% in 2006 (n= 841), 86% in 2007 *(n=841),* 89% in 2008 *(n=1258)* and 90% in 2009.

Strategies to ensure that students are supported and encouraged to achieve academically, include:

- Continuous Improvement Process Plans at each school provides current achievement data, sets targets, and designs plans to ensure that each student achieves at their highest level of accomplishment.
- The district assessment department provides schools and programs with individual student growth data as well as cohort data in order to enable staff to monitor student progress as well as allows teachers to more easily individualize instruction and to design instruction that meets the needs of greater numbers of students.
- Honors classes or assignments are also offered at all secondary schools.

Student specific strategies include the following:

- Students who do not perform at standard on the State Assessments are provided support to improve their achievement.
- Students are required to develop a High School and Beyond Plan which encourages high achievement.
- High School students are individually tracked to ensure that they are on track for graduation and are meeting district and state standards.
- Students are recognized across the system for their academic achievement.

EL-6 Student Learning Environment

Executive Limitation: With respect to treatment of students, the CEO shall not cause or allow conditions, procedures, actions or decisions which are unlawful, unethical, unsafe, disrespectful, unnecessarily disruptive, undignified or in violation of Board policy.
Accordingly, the CEO may not:

1. Fail to assure a climate that is characterized by support and encouragement for high achievement.	In Partial Compliance	◀ ▶

Evidence {continued}

Many school and district programs support and encourage high achievement.

- The Quest Program for grades 1-9 is designed to meet the learning styles and needs of highly capable students who have been assessed to have superior intellectual, academic, and creative abilities.
  - The Elementary Quest Full Time program accelerates the curriculum in literacy and math.
  - The Elementary Quest Enrichment Pull out Program enhances the curriculum with an emphasis on higher level thinking skills.
  - The Quest Junior High Program enhances the curriculum by providing high academic challenge, greater breadth and depth of learning, and raised expectations for student achievement.
  - Ethnic representation in the Quest Program for 2009-2010 is as follows:

Ethnicity	Grade 1-6 2008-09	Grade 1-6 2009-10	Junior High 2008-09	Junior High 2008-09	Total 2008-09	Total 2009-10	Change from 05-06
Asian	49%	51%	37%	42%	44%	43%	+12%
Black	1%	1%	1%	0%	1%	1%	+1%
Hispanic	1%	0%	2%	0%	2%	1%	+1%
Native-Am	0%	1%	0%	0%	0%	1%	1%
White	44%	42%	62%	56%	55%	51%	-5%
Other	5%	4%	1%	1%	3%	3%	+2%

- Advanced Placement **(AP)** courses at the high school level provide students the opportunity to take high school courses consistent with the requirements of post-secondary institutions and to earn credit or advanced placement at most of the nation's colleges and universities.
  - These courses are taught by specially trained high school teachers and follow rigorous course guidelines that are developed and published by the College Board.
  - Students enrolled in these courses have the opportunity to obtain college credit by passing AP national examinations given in May. The number of AP exams taken by LWSD students in 2009-10 was greater than the previous year by more than 13%.

AP	2003-04	2004-05	2005-06	2006-07	2007-08	2008-09	2009-10
Enrollment	1,938	2,246	2,117	2,358	2,696	3,157	TBD
Exams	1,262	1,407	1,460	1,669	2060	2,406	2729
Pass %	77%	79%	77%	81%	80%	78%	NA

Executive Limitation: With respect to treatment of students, the CEO shall not cause or allow conditions, procedures, actions or decisions which are unlawful, unethical, unsafe, disrespectful, unnecessarily disruptive, undignified or in violation of Board policy.
Accordingly, the CEO may not:

1. Fail to assure a climate that is characterized by support and encouragement for high achievement.	In Partial Compliance	◀ ▶

Evidence {continued}

- AP enrollment continues at a high level, while at the same time, students taking the AP exams are increasing, and the student pass rate remains at a very high level.
- Through AP courses, the advanced learning needs of students are met in the areas of :
  - **Art**
  - **Computer Science**
  - **English** (English Language and Composition, English Literature and Composition)
  - **Math** (Calculus AB, Calculus BC, Statistics)
  - **Music**
  - **Science** (Biology, Chemistry, Environmental Science, Physics)
  - **Social Studies** (American History and Government, Comparative Government, European History, United States History)
  - **World Language** (French, Spanish).

AP Course Enrollment

High School	2004-05	2005-06	2006-07	2007-08	2008-09	2009-10* 10/2009
Eastlake	430	445	476	567	539	544
International	137	214	188	233	199	203
Juanita	462	432	429	479	731	558
Lake Washington	496	404	548	741	697	764
Redmond	721	612	717	677	991	897

- Through recruitment and teacher recommendation, efforts are being made to address the under representation of certain minority populations. Ethnic representation for students who have taken AP exams is as follows:

Student Profiles	2001	2002	2003	2004	2005	2006	2007	2008	2009
Male	402	436	503	585	634	742	883	965	1152
Female	446	541	577	677	773	718	786	1095	1254
Total	**848**	**977**	**1,080**	**1,262**	**1,407**	**1,460**	**1,669**	**2,060**	**2,406**
Ethnicity									
African-American	5	4	12	8	4	5	11	16	13
Asian	153	179	212	215	265	295	351	461	546
Caucasian	620	692	776	920	999	993	1149	1,378	1,550
Hispanic	22	10	13	24	37	41	44	62	110
Native American	0	0	4	2	6	5	4	2	2
Other	27	49	40	61	67	83	69	88	110
Not Stated	21	43	23	32	29	38	41	53	55

EL-6 Student Learning Environment

Executive Limitation: With respect to treatment of students, the CEO shall not cause or allow conditions, procedures, actions or decisions which are unlawful, unethical, unsafe, disrespectful, unnecessarily disruptive, undignified or in violation of Board policy.
Accordingly, the CEO may not:

1. Fail to assure a climate that is characterized by support and encouragement for high achievement.	In Partial Compliance	◀ ▶

Evidence {continued}

- **Counseling assistance** is provided in all schools.
  - Counselors work to support students' academic, social and emotional needs.
  - In addition, the district contracts with Youth Eastside Services (YES) and other agencies to provide student support for emotional and social issues, including Drug/Alcohol Prevention and Intervention, suicide prevention, and other physical and emotional issues.

- **Targeted Assistance and Safety Net** classes are in place in communications and math to support students toward high standards.
  - Programs are offered during the school day, before and after school and during school breaks. Summer school courses and choice school offerings are available for credit recovery.
  - Safety net classes are provided at all secondary schools for students needing assistance in reading, mathematics, and writing.
  - Targeted assistance resources were be provided through district and remaining I-728 funding in 2009-2010.

- **Choice Schools** provide options to meet the individual needs of students in small school settings with a strong focus on academic achievement and growth.
  - Currently there are eleven choice schools in the district.

2. Permit the instructional time provided for students during the academic day to be interrupted by unnecessary intrusions or the scheduling of activities that can be scheduled during other times.	In Compliance	◀ ▶

Evidence

The following strategies and efforts are made to limit unnecessary intrusions or scheduling of activities during the school day.

- Non-instructional or co-curricular activities are scheduled outside of the school day, with few exceptions.
- School daily schedules are reviewed each year to ensure the school day is designed to ensure instructional time is maximized.

EL-6 Student Learning Environment

Executive Limitation: With respect to treatment of students, the CEO shall not cause or allow conditions, procedures, actions or decisions which are unlawful, unethical, unsafe, disrespectful, unnecessarily disruptive, undignified or in violation of Board policy.
Accordingly, the CEO may not:

2. Permit the instructional time provided for students during the academic day to be interrupted by unnecessary intrusions or the scheduling of activities that can be scheduled during other times.	In Compliance	◀ ▶

Evidence {continued}

- The district calendar, including scheduling of professional development time has been revised to increase coherence and clarity.
  An agreement to offer more afterschool, summer and/or Saturday opportunities for professional development and committee work, where appropriate was supported in our recent negotiations with LWEA. The intent of this effort is to reduce release time and increase instruction continuity for students.

3. Tolerate any behaviors, actions, or attitudes by adults who have contact with students that hinder the academic performance of students.	In Compliance	◀ ▶

Evidence

Interruption of student learning or academic performance of students is prohibited by Administrative Policy KGB, Public Conduct on School Property.

- This policy proscribes that no individual may enter school property or conduct themselves in a manner which interferes with the orderly operation of the school or which interferes with the educational process.
- Violations result in formal warnings and in some cases, referral to police agencies for no-contact orders.
  Visitors to schools are required to report to school offices for a visitor pass, and classroom visitors require pre-approval by the teacher.

Summary and explanation of partial compliance:

EL 6.1 *Fail to assure a climate that is characterized by support and encouragement for high achievement* – While district parents and secondary students indicate an increase in perception of support and encouragement for high achievement, there is much more work to do in this area and this is a large part of our work with Vision 2020 is to increase rigor and expectations at the secondary level.

I certify the above to be correct as of June 21, 2010. _____
Chip Kimball, Superintendent

Lake Washington School District
Executive Limitation Monitoring Report

EL-8, Instructional Materials Selections
June 21, 2010

Executive Limitation: The CEO shall not fail to ensure that the district implements a program of instruction that includes clearly defined academic standards, a comprehensive curriculum to help students achieve the standards, and a program of assessment to determine student progress toward achieving the standards.
Accordingly, the CEO may not:

1. Fail to ensure appropriate input from the following groups as textbooks and instructional materials, including content-based software, are reviewed, and selected: students, parents, teachers, administrators, and other staff members involved in the instructional program.	In Compliance	◀ ▶

Evidence

Input is always a major consideration when textbooks and instructional materials are adopted. The Administrative Policy IIAA, governs the procedures utilized to adopt materials. A key component of this policy is the establishment of the Instructional Materials Committee (IMC). This committee reviews all materials to determine if proposed adoptions are meeting the guidelines established in policy. The IMC has representation from parents, students, administration, librarians, and teachers. The committee carefully reviews all proposed materials and then makes a recommendation to the Board of Directors on the materials they feel are in alignment with district goals and criteria. Prior to the board's approval of recommended adoptions by the IMC, the materials are left on display for the public to preview. In addition, the lists of proposed adoptions are sent to each PTSA president and principal for notification to all parents and staff of the potential adoption.

Public Input on Materials under Consideration for Adoption
After discussion with the board regarding the instructional materials selection process and opportunities for public input for the Elementary Mathematics Adoption, we developed a process to increase public awareness, access, and opportunity for review of materials under adoption consideration. These changes were designed to increase parent participation and provide parental direction for the adoption committee prior to the committee's task of narrowing the selection and recommendation to the IMC. This expanded public input approach took into consideration the public's view of usefulness in the classroom, and at home.

In addition, during the month of January, parents were able to attend four public meetings held in each of the four learning communities to review the Math Adoption Committee's four finalist programs. Parents were also able to review the four curricula online or in person at the district office. Website links to the curriculum materials were included so that the public could access and review these materials electronically. Parents completed an online survey providing their views for each of the four curricula.

The Math Adoption Committee used the results of the parent surveys as one of several filters used in their deliberations to narrow the finalists to two.

Executive Limitation: The CEO shall not fail to select textbooks and instructional materials that advance the achievement of the Board's ***End Results*** policies.

Accordingly, the CEO may not:

1. Fail to ensure appropriate input from the following groups as textbooks and instructional materials, including content-based software, are reviewed and selected: students, parents, teachers, administrators and other staff members involved in the instructional program.	In Compliance	◄ ►

Evidence {continued}

Elementary Mathematics
Currently our adoption practice involves a two- year process that involves teachers, administrators, parents, and the school board.

- In year one, the committee examines and revises our standards, reviews current research, and considers best practice that provides the basis for considering materials. In year two, a deliberate process is used for looking at the materials including input from parents and community members.

- After this very involved process, the Elementary Math Adoption Committee narrowed the curricula to be considered for adoption to two possibilities - *enVision Math* (Scott Foresman-Addison Wesley) and Math Connects (McMillan-McGraw Hill).

  - Adoption Committee teachers piloted the two curricula in almost every elementary school in the district. Committee members were excited to have this chance to try out lessons from both of the curricula with their students. They piloted each curriculum for three weeks.

  - After the pilots ended, the committee convened to evaluate both finalists. The committee unanimously recommended *enVision Math* as the new Mathematics curriculum.

  - The committee used an evidence-based approach to evaluate each of the curriculum finalists. This evidence included several filters:
    - Strands of Mathematical Proficiency scoring system or "rubric" for program balance
    - Organization and Design scoring rubric
    - Digital Resources scoring rubric
    - Parent Survey Input
    - Math State Standards Alignment score
    - Results of State Reports and Recommendations

EL-8 Instructional Materials Selection

Executive Limitation: The CEO shall not fail to select textbooks and instructional materials that advance the achievement of the Board's ***End Results*** policies.

Accordingly, the CEO may not:

1. Fail to ensure appropriate input from the following groups as textbooks and instructional materials, including content-based software, are reviewed and selected: students, parents, teachers, administrators and other staff members involved in the instructional program.	In Compliance	◀ ▶

Evidence {continued}

- Based on the parent survey input from parents of students in the pilot, *enVision Math* was given favorable ratings. Favorable ratings were noted for helping parents know the concepts and skills students are learning and for helping parents know how to help students with homework.

- The Committee's recommendation was taken to the Instructional Materials Committee, which voted unanimously to recommend *enVision Math*. This recommendation was made to the Superintendent who took the recommendation to the school board for approval.

- The 43-member Adoption Committee included representatives from all elementary schools and District programs. Programs represented included Preschool, English Language Learner, General Education, Special Education, Safety Net and Gifted. Three District-level administrators, six elementary principals, and Math Content and Technology Specialists also served on the committee.

EL-8 Instructional Materials Selection

Executive Limitation: The CEO shall not fail to select textbooks and instructional materials that advance the achievement of the Board's ***End Results*** policies.

Accordingly, the CEO may not:

2. Fail to assure the selection of instructional materials that contribute toward continuity, integration, and articulation of the curriculum by course and program.	In Compliance	◀ ▶

Evidence

A key parameter of the Elementary Mathematics adoption process was to ensure that we came to agreement on a common, district-wide curriculum in Mathematics. The purpose is to ensure that we are providing a common, guaranteed, and viable curriculum for all students, district-wide. Given the controversial nature of mathematics education in recent years, the committee is to be commended for having done a remarkable job in reaching a unanimous recommendation, moving toward greater coherence and cohesiveness system-wide.

3. Fail to consider the needs of all learners when recommending textbooks and selecting instructional materials.	In Compliance	◀ ▶

Evidence

Meeting the needs of all learners is another critical criterion that is used in textbook and instructional materials selection. Evaluation tools used by the IMC and all textbook selection committees require staff to determine if the materials will meet the needs of all learners.

4. Fail to provide a procedure for the scheduled evaluation of materials and textbooks, and a procedure for reviewing such materials upon formal request by a parent or other constituent.	In Compliance	◀ ▶

Evidence

The IMC met once a month from October to June. In 2009-10, the IMC reviewed 49 instructional materials as compared to 81 materials that were reviewed in 2008-09. Instructional materials include books, software, and videos. As of this writing, 46 of the items reviewed were recommended for approval by the committee.

The IMC policy details procedures for a Reconsideration Process. This process provides any patron with an avenue to request a formal review of materials that are currently being used in the district. The IMC did not receive any requests through the formal patron review process in 2009-10.

A regular cycle of textbook adoptions are maintained as reported in EL-7, Instructional Program Overview.

I certify the above to be correct as of June 21, 2010. _____

Chip Kimball, Superintendent