

Wilder Elementary School Report – 2016-17

22130 NE 133rd St, Woodinville, WA 98077
425-936-2740 | wilder.lwsd.org



Principal: Steve Roetcisoender
Associate Principal: Charles Jamieson
Mascot: Wolves
Colors: Blue and White

of students, October 2016: 609
of teachers: 37
Teachers with at least a Master's Degree: 54.1%
Unexcused absence rate: 0.1%

District Mission

Each student will graduate prepared to lead a rewarding, responsible life as a contributing member of our community and greater society.

School Mission

Every learner a Powerful Mathematician, Effective Writer, Responsible Citizen and Confident Reader (PERC).

School Funding

District General Fund Budget: \$318.4 million
District Per Pupil Expenditure: \$10,766 per pupil
Building Budget for this school: \$94,368

School Description

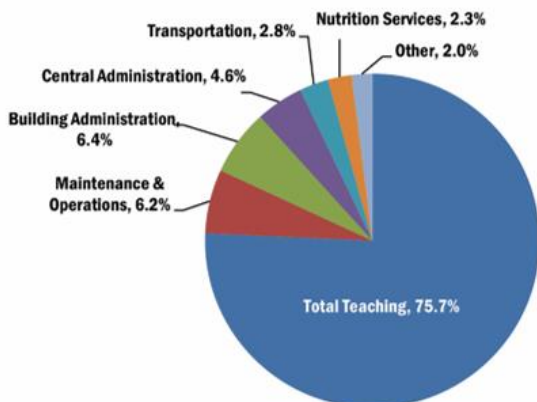
Above the main entrance to Wilder is a beautiful stained glass window, which incorporates color and design with our school mission statement. As a staff, we feel our motto helps us to do our part in accomplishing both the Lake Washington School District mission and vision.

The District student profile calls on us to provide learning environments in which Connection, Value and Challenge are part of a student's experience. For us, this means we strive to provide integrated learning experiences for students. We get to know each student on an individual basis. We strive to engage students actively in their learning in classrooms where every student knows they are safe and respected. We teach a rigorous curriculum.

PTSA enrichment programs continue to compliment the work of our teachers.

2016-17 District Expenditures

Where does the money go?



2016-17 School Goals

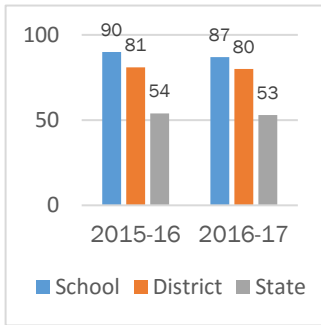
Teachers examined assessment data to determine school goals. Teachers met to discuss strategies to be used to increase performance in academic areas. Goals are monitored regularly.

- Grades K-2 Reading: 90% of students at standard on the end of year DIBELS
- Grades 3-5 English Language Arts: 89% at standard
- Grades 3-5 Math: 87% at standard
- Grade 5 Science: 90% at standard
- Achievement gap: 80% of students receiving English Language Learner services will improve on their previous test results.
- School Effectiveness: 100% of staff will agree in the area of "Respectful Behavior"
- Attendance: Reduce unexcused absences by 50%
- Discipline: 100% of staff will be trained in restorative justice practices by June 2016

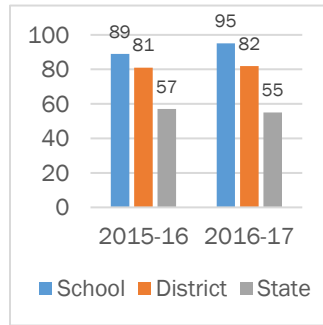
State Assessment Results

Smarter Balanced Assessment (SBA)

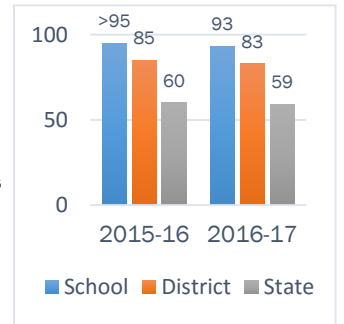
3rd Grade English Language Arts



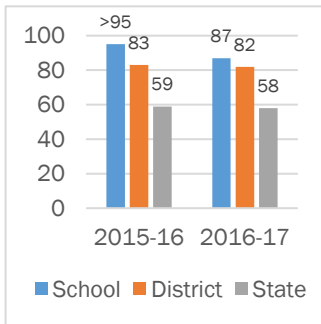
4th Grade English Language Arts



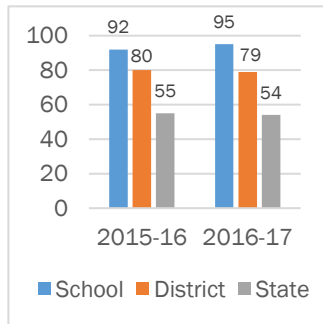
5th Grade English Language Arts



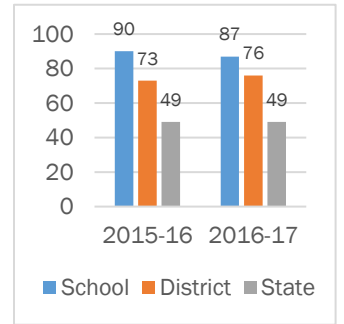
3rd Grade Math



4th Grade Math

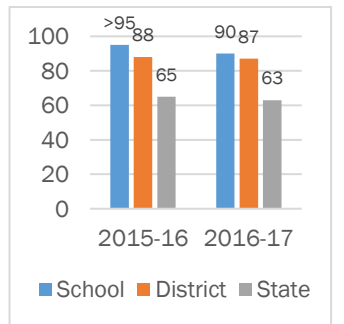


5th Grade Math



Measurements of Student Progress (MSP)

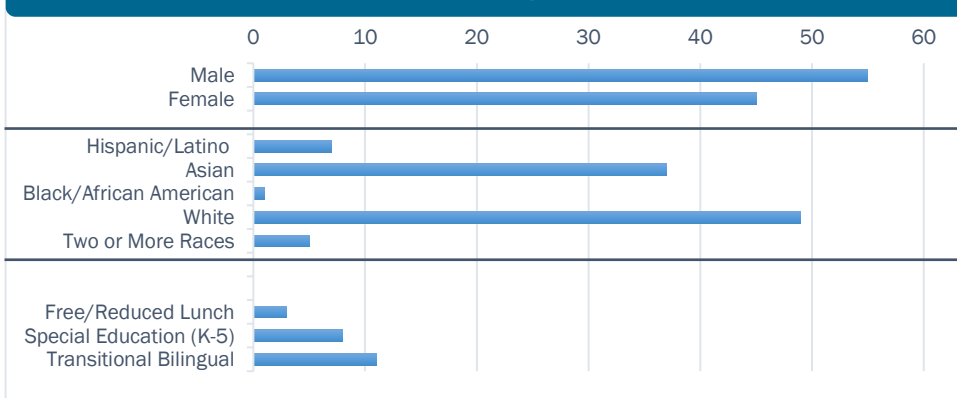
5th Grade Science



>Test scores are above 95%.

To view state test scores by demographic group, please visit: <http://reportcard.ospi.k12.wa.us>. Select Lake Washington School District, then elect Wilder Elementary School.

Student Demographics



School Building

Our school facilities are available for public use by contacting our school office.

Building Condition Assessment: Good

The Building Condition Assessment represents an overall permanent building condition assessment. It is conducted by a third party in accordance with the state's Asset Preservation Program.

Invitation to Participate

Goal 5 in the district's Strategic Plan is to "Engage our Communities." Families and community members are encouraged to participate in our school. Volunteers are trained and work in a variety of positions. To get involved, call our school office.

Accountability of School Performance

Met Participation Goal for ELA: Yes
Met Participation Goal for Math: Yes