

Smith Elementary School Report – 2016-17

23305 NE 14th St, Sammamish, WA 98074
425-936-2710 | smith.lwsd.org



Principal: Jamie Warner
Associate Principal: Rebekah Westra
Mascot: Dolphin
Colors: Silver and Blue

of students, October 2016: 636
of teachers: 37
Teachers with at least a Master's Degree: 56.8%
Unexcused absence rate: 0.2%

District Mission

Each student will graduate prepared to lead a rewarding, responsible life as a contributing member of our community and greater society.

School Mission

"Success, Care, and Respect for All Learners." All students will have the knowledge, skills, and attitudes to be successful now and in the future. As adult members of the Samantha Smith Learning Community, we accept the charge to do everything in our power to insure that students will be taught, cared for, and respected each and every day by school staff, parents, and the community.

School Funding

District General Fund Budget: \$318.4 million
District Per Pupil Expenditure: \$10,766 per pupil
Building Budget for this school: \$103,628

School Description

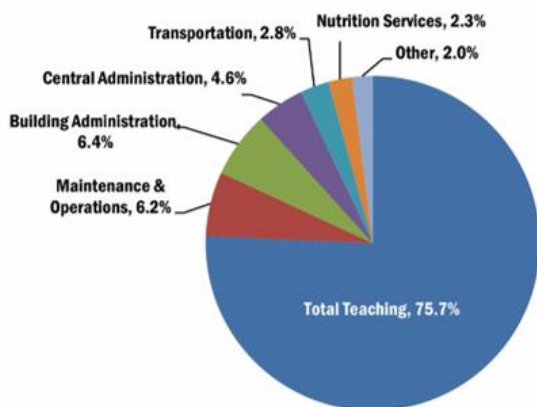
Samantha Smith Elementary has provided a quality education for students in the Sammamish area since 1987. Over the past few years, we have earned School of Distinction and Washington State Achievement Awards.

The school continues to further underscore its commitment and direct its resources to support a strong, challenging and engaging academic program for all students. In addition, Samantha Smith serves as "home" to students who are enrolled in the district's QUEST program for highly capable students.

The school community supports learning. Many parents are active in our PTSA. Our PTSA has been recognized by the Washington State PTSA council for its achievements in program support and development.

2016-17 District Expenditures

Where does the money go?



2016-17 School Goals

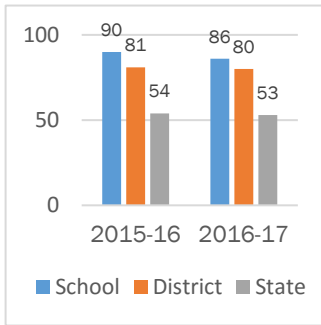
Staff developed academic goals based on past performance on assessment scores.

- Grades K-2 Reading: 93% of K-2 students at standard on DIBELS end of year assessment.
- Grades 3-5 English Language Arts: 89% at standard
- Grades 3-5 Math: 78% at standard
- Grade 5 science: 93% at standard
- Achievement gap: 53% of Safety Net students will be at standard in reading according to the EOY DIBELS
- School Effectiveness: Increase in staff agreement to 82% with the statement "The staff works in teams across grade levels to help increase student learning." Increase in staff agreement to 75% with the statement "Teachers provide feedback to each other to help improve instructional practices."
- Attendance: Monthly attendance checks and communication with families.
- Discipline: Use of a variety of strategies for discipline before going to suspension.

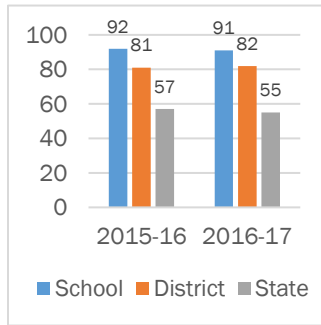
State Assessment Results

Smarter Balanced Assessment (SBA)

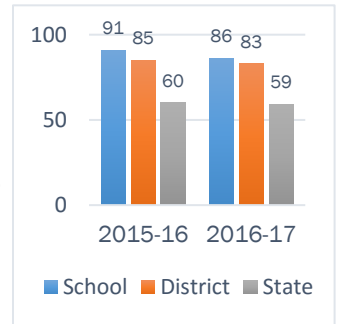
3rd Grade English Language Arts



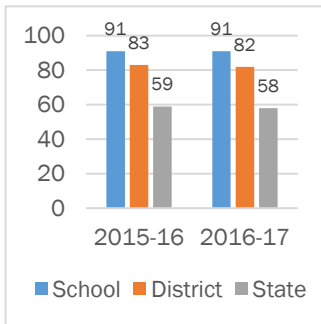
4th Grade English Language Arts



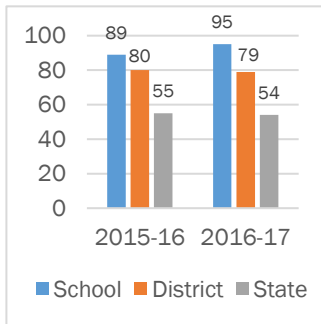
5th Grade English Language Arts



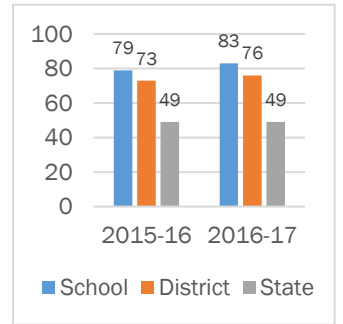
3rd Grade Math



4th Grade Math

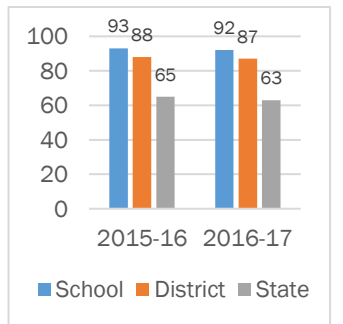


5th Grade Math



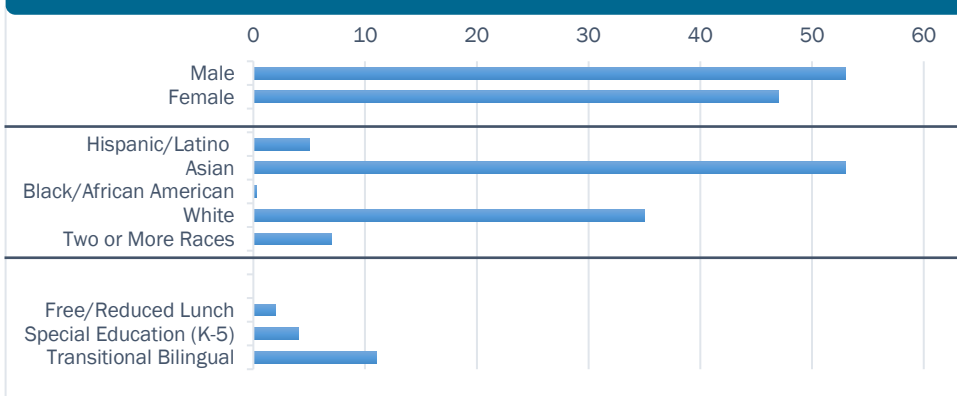
Measurements of Student Progress (MSP)

5th Grade Science



To view state test scores by demographic group, please visit: <http://reportcard.ospi.k12.wa.us>. Select Lake Washington School District, then elect Smith Elementary School.

Student Demographics



School Building

Our school facilities are available for public use by contacting our school office.

Building Condition Assessment: Fair

The Building Condition Assessment represents an overall permanent building condition assessment. It is conducted by a third party in accordance with the state's Asset Preservation Program.

Invitation to Participate

Goal 5 in the district's Strategic Plan is to "Engage our Communities." Families and community members are encouraged to participate in our school. Volunteers are trained and work in a variety of positions. To get involved, call our school office.

Accountability of School Performance

Met Participation Goal for ELA: Yes
Met Participation Goal for Math: Yes