

Rose Hill Middle School Report – 2016-17

13505 NE 75th St, Redmond, WA 98052
425-936-2320 | rhms.lwsd.org



Principal: Erin Bowser
Associate Principals: Michael Griffin, Leslie Kyle
Mascot: Royals
Colors: Red, White, and Blue

of students, October 2016: 862
of teachers: 49
Teachers with at least a Master's Degree: 73.5%
Unexcused absence rate: 0.7%

District Mission

Each student will graduate prepared to lead a rewarding, responsible life as a contributing member of our community and greater society.

School Mission

We prepare and inspire students for academic and social success in a safe community through collaboration of students, staff and parents.

School Funding

District General Fund Budget: \$318.4 million
District Per Pupil Expenditure: \$10,766 per pupil
Building Budget for this school: \$205,339

School Description

Rose Hill Middle School is a dynamic, inclusive school. Staff keep the focus on student learning and achievement. Our mission is to prepare and inspire students for academic and social success in a safe community through collaboration of students, staff and parents. RHMS staff is focused on knowing each student individually by name and need. Our goal is to support the growth of each student academically, socially and emotionally. Our vision is:

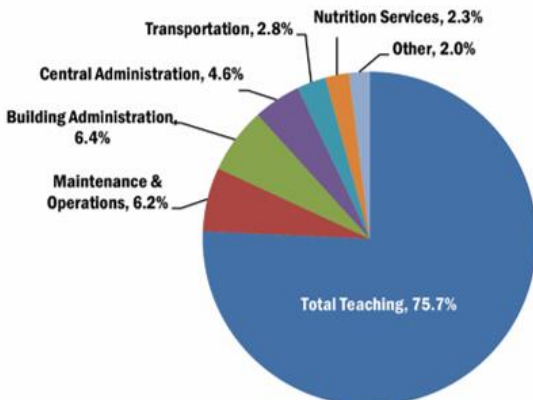
Every RHMS Student is:

- Challenged Academically
- Connected Globally
- Valued Individually
- Prepared for the Next Step

Our mission and vision underlie our partnership with parents and our relationship with students. They form the basis of our improvement goals.

2016-17 District Expenditures

Where does the money go?



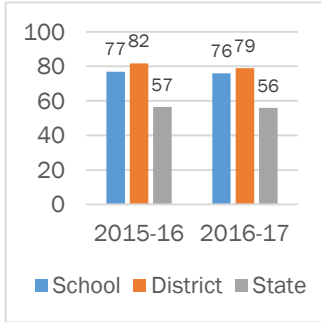
2016-17 School Goals

- Grades 6-8 English Language Arts (ELA): 80% of students at standard
- Grades 6-8 Math: 78% at standard
- Grade 8 Science: 85% at standard
- Achievement gap: 55% of African American and Hispanic or Latino students who scored a level 2 on the 2016 ELA assessment will meet standard on the 2017 assessment
- College & Career Readiness: All 8th graders will take a survey using Career Cruising and will identify at least two possible careers
- School Effectiveness: Increase the percentage of staff who agree with the statement "Many staff provide leadership in some way" to 80%
- Attendance: Half of students who were absent 10% or more of the 2015-16 school year will increase attendance rate by at least 5%
- Discipline: Reduce the number of students who receive out of school suspensions by 20%

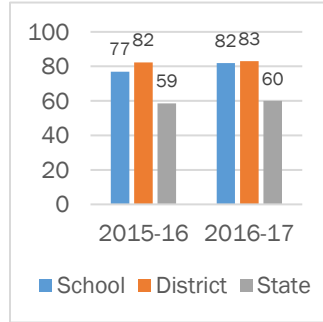
State Assessment Results

Smarter Balanced Assessment (SBA)

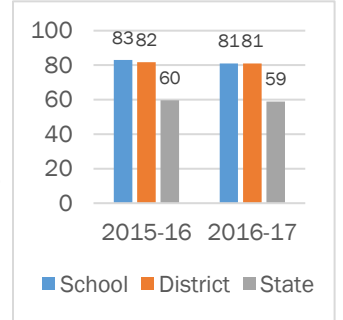
6th Grade English Language Arts



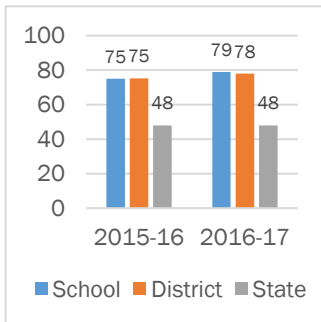
7th Grade English Language Arts



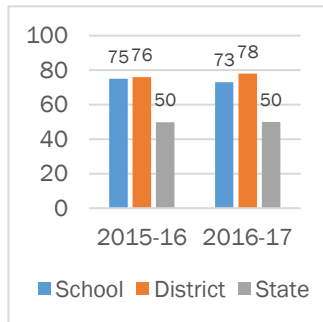
8th Grade English Language Arts



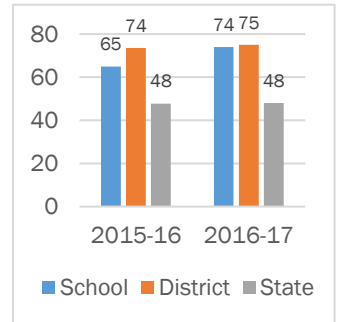
6th Grade Math



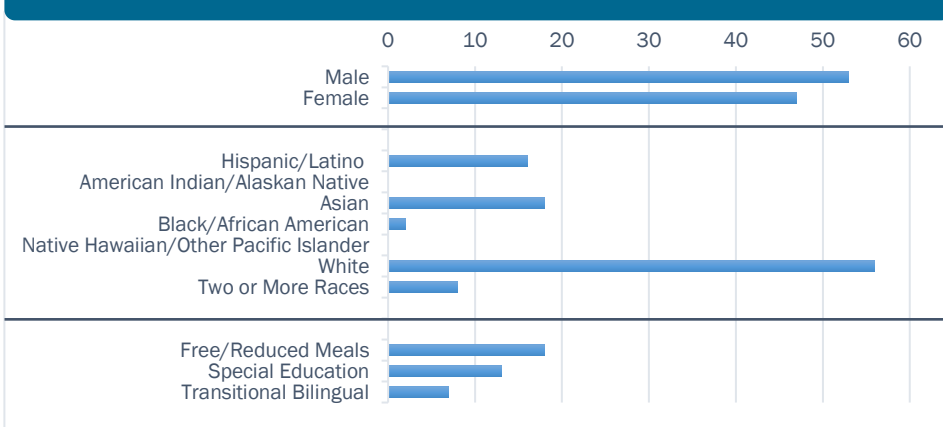
7th Grade Math



8th Grade Math

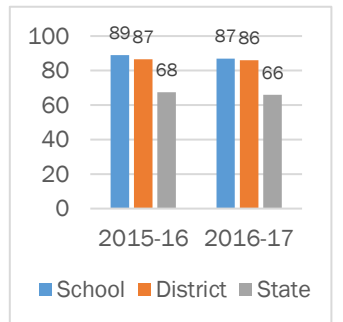


Student Demographics



Measurements of Student Progress (MSP)

8th Grade Science



To view state test scores by demographic group, please visit: <http://reportcard.ospi.k12.wa.us>. Select Lake Washington School District, then elect the school.

School Building

Our school facilities are available for public use by contacting our school office.

Building Condition Assessment: Good

The Building Condition Assessment represents an overall permanent building condition assessment. It is conducted by a third party in accordance with the state's Asset Preservation Program.

Invitation to Participate

Goal 5 in the district's Strategic Plan is to "Engage our Communities." Families and community members are encouraged to participate in our school. Volunteers are trained and work in a variety of positions. To get involved, call our school office.

Accountability of School Performance

Met Participation Goal for ELA: Yes
Met Participation Goal for Math: Yes