

Redmond High School Annual Report – 2016-17

17272 NE 104th St, Redmond, WA 98052
425-936-1800 | rhs.lwsd.org



Principal: Jane Todd
Associate Principals: Andrew Hosford, Lindsay Schilaty, Jill VanderVeer
Mascot: Mustang
Colors: Green and Gold

of students, October 2016: 1,916
of teachers: 99
Teachers with at least a Master's Degree: 74.7%
4-year graduation rate (class of 2016): 94.3%
5-year graduation rate (class of 2015): 94.6%

District Mission

Each student will graduate prepared to lead a rewarding, responsible life as a contributing member of our community and greater society.

School Mission

The mission of Redmond High School is to provide an appropriately challenging academic experience for each individual; a school environment which values the contributions and aptitudes of each individual; and a system of advocacy and instruction which connects each individual to the greater community and the opportunities waiting there.

School Funding

District General Fund Budget: \$318.4 million
District Per Pupil Expenditure: \$10,766 per pupil
Building Budget for this school: \$461,513

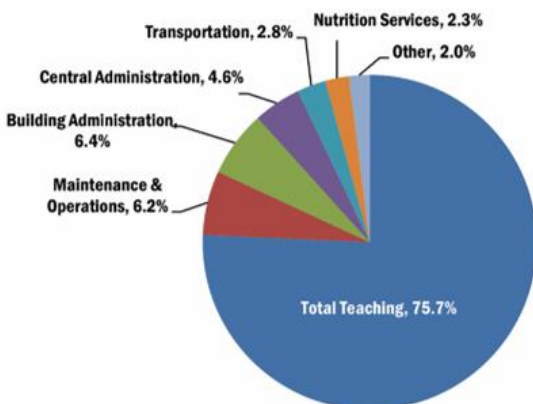
School Description

Redmond High School is an institution steeped in over 40 years of tradition. We take great pride in the academic accomplishments of our students and teachers, in our athletic prowess, in our rich and varied co-curricular life, and in the involvement in and support of the school by our parents and community. These traditions are kept alive in part by the tenure of the staff as well as the many generations of students who have called RHS home. Unique to RHS are an award-winning environmental science program, a state-of-the-art Performing Arts Center, a beautiful "green" campus and a strong and varied Advanced Placement (AP) program.

Above all, we are a committed, caring community of thinkers. We realize we must engage in a continuous cycle of improvement where we actively address the issues of increasing size and increasing demographic and socioeconomic complexity. Those are the challenges of our present and our future.

2016-17 District Expenditures

Where does the money go?



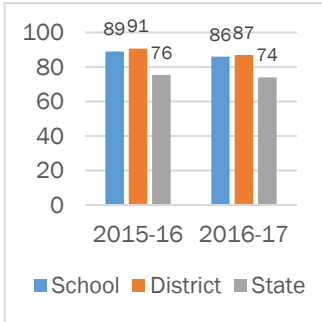
2016-17 School Goals

- State Assessment, Reading: 95% of class of 2018 at standard
- State assessment, Math: 93% of class of 2018 at standard
- Science End of Course: 92% at standard of class of 2018 at standard
- Achievement gap: Reduce the number of Hispanic students who are credit deficient and/or performing below standard on state assessments to 11% (c/o 2018) and 20% (c/o 2019)
- On-Track Credits: All credit deficient students in the class of 2019 will have 12 credits at the start of the 17-18 school year
- College & Career Readiness: 97% of students will fulfill the High School and Beyond Plan requirement
- School Effectiveness: Increase weighted score to 4.0 on a 4.0 scale for the following statement: "Teachers receive regular feedback on how they are doing"
- Attendance: Decrease the filed number of BECCA Truancy Petitions to 48
- Discipline: Reduce referrals for disruptive/willful disobedience to 20

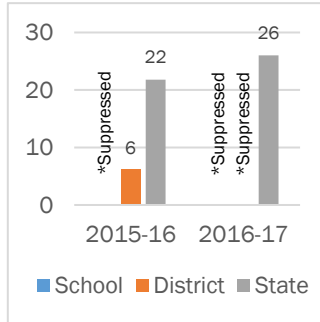
State Assessment Results

Smarter Balanced Assessment (SBA)+

11th Grade English Language Arts

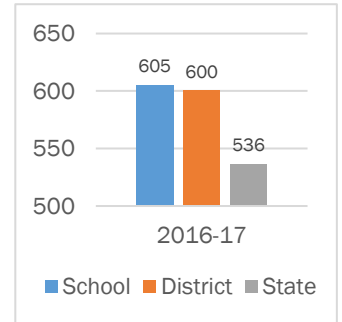


11th Grade Math



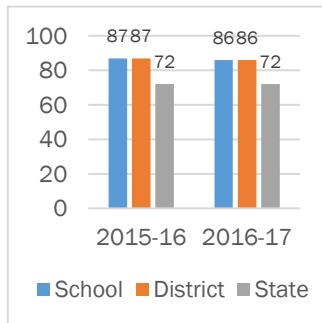
SAT**

ERW Mean



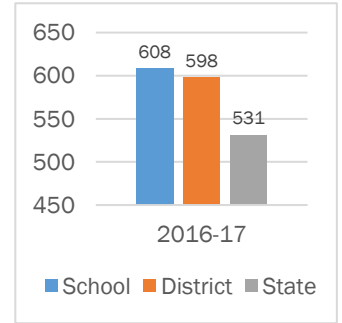
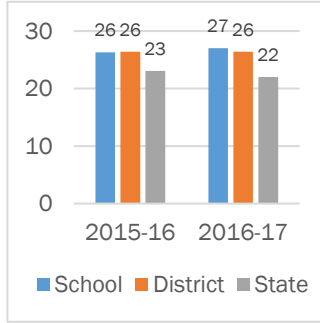
End of Course (EOC)

10th Grade Biology

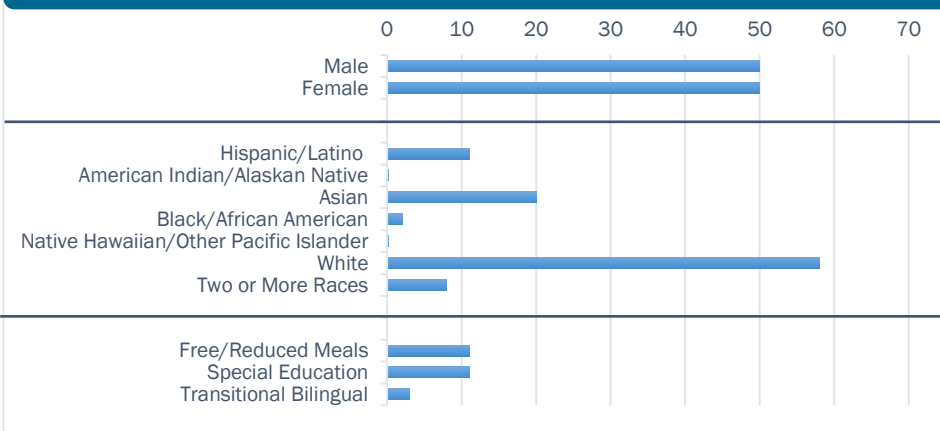


ACT**

Math Mean



Student Demographics



>Test scores are above 95%

+Smarter Balanced Assessment is a Washington state standardized exam. Scores represent percentage of students who met the standards. Students who did not take the test were counted as not meeting standard.

*Scores are suppressed when groups are so small that the information could potentially be used to identify or derive information about individual students. Many 11th grade students refused to take the test: they may have already met graduation requirements through passing the old state tests in 10th grade.

**The Scholastic Aptitude Test (SAT) and the American College Test (ACT) are required by many colleges and universities for admission. Students elect to take these tests. A new SAT was given starting in January 2016. The Reading and Writing sections have been consolidated and now make up "Evidence-Based Reading and Writing" (ERW). As a result, the previous year's data is no longer comparable.

To view state test scores by demographic group, please visit: <http://reportcard.ospi.k12.wa.us>. Select Lake Washington School District, then elect the school.

Accountability of School Performance

Met Participation Goal for ELA: No
Met Participation Goal for Math: No

School Building

Our school facilities are available for public use by contacting our school office.

Building Condition Assessment: Good

The Building Condition Assessment represents an overall permanent building condition assessment. It is conducted by a third party in accordance with the state's Asset Preservation Program.

Invitation to Participate

Goal 5 in the district's Strategic Plan is to "Engage our Communities." Families and community members are encouraged to participate in our school. Volunteers are trained and work in a variety of positions. To get involved, call our school office.