

Redmond Elementary School Report – 2016-17

16800 NE 80th St, Redmond, WA 98052
425-936-2660 | redmond.lwsd.org



Principal: Kirsten Gometz
Associate Principal: Taylor Davis
Mascot: Hawk
Colors: Red and Black

of students, October 2016: 725
of teachers: 46
Teachers with at least a Master's Degree: 45.7%
Unexcused absence rate: 0.4%

District Mission

Each student will graduate prepared to lead a rewarding, responsible life as a contributing member of our community and greater society.

School Mission

To prepare and enable all students through the shared commitment of the home, community, and school to be lifelong, self-directed learners who are capable of thinking, reasoning, and participating in a global society.

School Funding

District General Fund Budget: \$318.4 million
District Per Pupil Expenditure: \$10,766 per pupil
Building Budget for this school: \$85,358

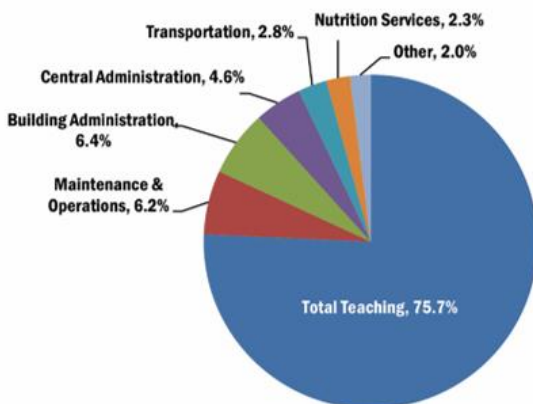
School Description

As one of the original schools in the area, Redmond Elementary School is rich in history. We are located in downtown Redmond. We are proud of our partnerships with the City of Redmond, its police and parks departments, businesses and the larger community. Our diverse population and school programs reflect the global society in which we live. Our students represent many countries and speak over 35 languages.

Our highly qualified team of teachers and staff are strongly committed to the learning and achievements of our students. We collaborate with one another and are knowledgeable about students and their individual learning needs. Social and behavioral programs are taught and implemented to foster respect for one another, responsible behaviors, and well-rounded, polite, confident and capable citizens.

2016-17 District Expenditures

Where does the money go?



2016-17 School Goals

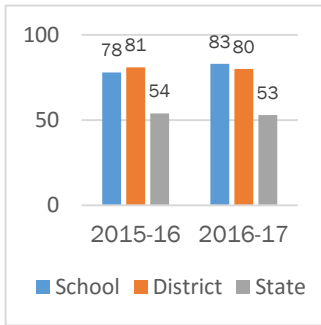
Grade-level teams reflected on previous academic assessment results to make projections. Academic goals are monitored throughout the school year.

- Grades K-2 Reading: 85% of students will be at benchmark as measured by DIBELS
- Grades 3-5 English Language Arts: 90% at standard
- Grades 3-5 Math: 65% at standard
- Grade 5 Science: 75% at standard
- Achievement Gap: 80% of Hispanic/Latino, Black/African American, Two or More Races, and Asian third grade students at standard for the SBA
- School Effectiveness: 100% of staff agree that teachers (staff) receive regular feedback on how they are doing
- Attendance: Reduce the number of unexcused absences during the school year to 65% or fewer
- Discipline: Decrease the percentage of student suspensions from 3% in the 2015-16 school year to 1% or fewer

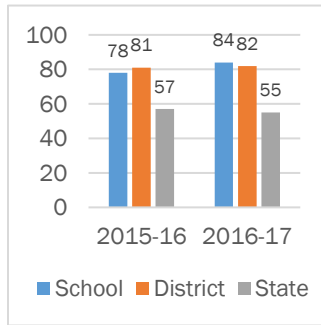
State Assessment Results

Smarter Balanced Assessment (SBA)

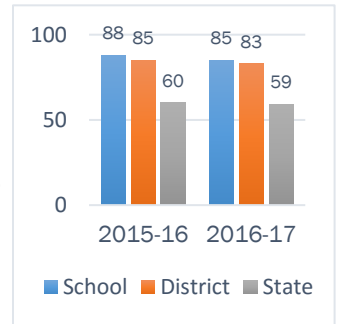
3rd Grade English Language Arts



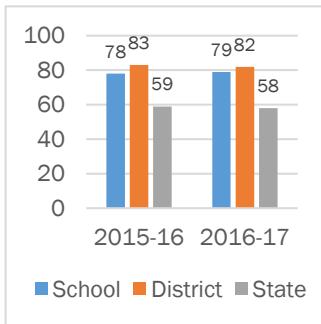
4th Grade English Language Arts



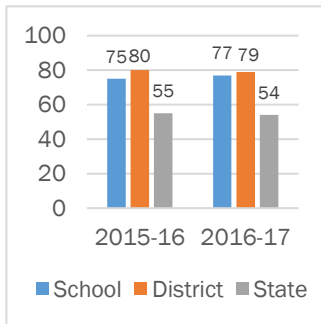
5th Grade English Language Arts



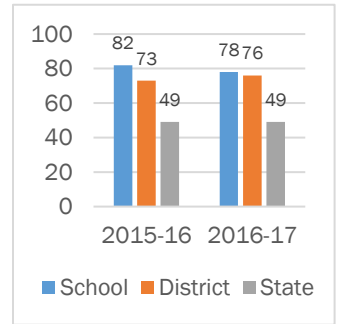
3rd Grade Math



4th Grade Math

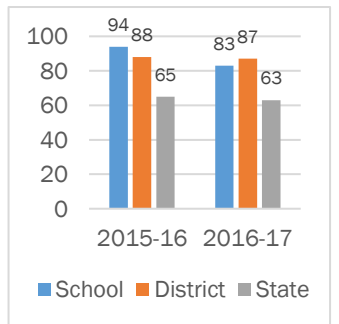


5th Grade Math



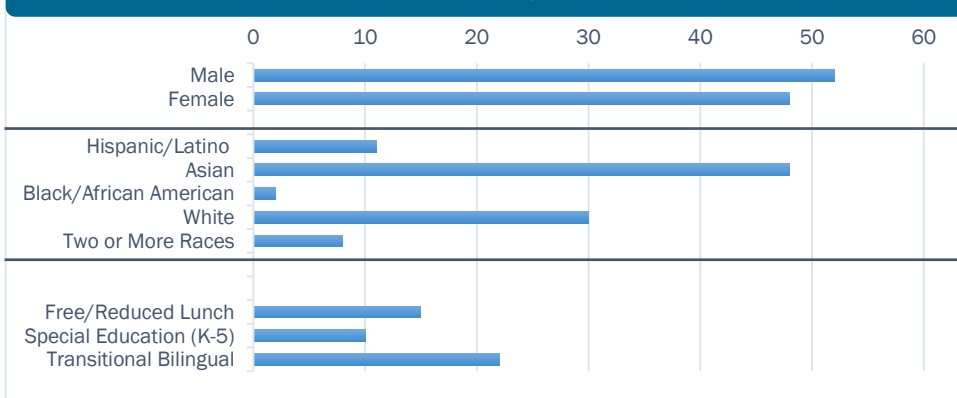
Measurements of Student Progress (MSP)

5th Grade Science



To view state test scores by demographic group, please visit: <http://reportcard.ospi.k12.wa.us>. Select Lake Washington School District, then elect Redmond Elementary School.

Student Demographics



School Building

Our school facilities are available for public use by contacting our school office.

Building Condition Assessment: Good

The Building Condition Assessment represents an overall permanent building condition assessment. It is conducted by a third party in accordance with the state's Asset Preservation Program.

Invitation to Participate

Goal 5 in the district's Strategic Plan is to "Engage our Communities." Families and community members are encouraged to participate in our school. Volunteers are trained and work in a variety of positions. To get involved, call our school office.

Accountability of School Performance

Met Participation Goal for ELA: Yes
Met Participation Goal for Math: Yes