

Mead Elementary School Report – 2016-17

1725 216th Ave NE, Sammamish, WA 98074
425-936-2630 | mead.lwsd.org



Principal: Sandy Klein
Associate Principal: Kari Weed
Mascot: Mustang
Colors: Royal Blue and White

of students, October 2016: 627
of teachers: 34
Teachers with at least a Master's Degree: 58.8%
Unexcused absence rate: 0.4%

District Mission

Each student will graduate prepared to lead a rewarding, responsible life as a contributing member of our community and greater society.

School Mission

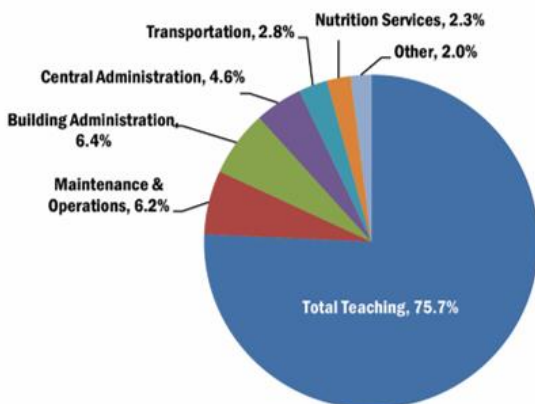
Prepare, Challenge, Inspire.

School Funding

District General Fund Budget: \$318.4 million
District Per Pupil Expenditure: \$10,766 per pupil
Building Budget for this school: \$111,904

2016-17 District Expenditures

Where does the money go?



School Description

At Margaret Mead Elementary School, we focus on preparing students to become lifelong learners and successful citizens. We place emphasis on students meeting and exceeding academic standards. We emphasize good citizenship by expecting every student to consistently demonstrate The Mead Way: **Making Wise Choices; Expecting our Best; Acting with Kindness; Demonstrating Respect.**

To reach the goal of high academic achievement, we teach to the state standards using LWSD curricula. Our classroom instruction subscribes to research based-best practices including clearly defined learning targets and frequent feedback. Our staff works in Professional Learning Communities – teams of teachers working collaboratively to best support student learning and teaching practice. Our students demonstrate high achievement with more than 80% of students demonstrating at standard or higher scores on state assessments.

2016-17 School Goals

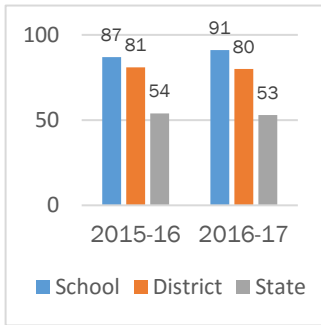
Teachers examined DIBELS, SBA and MSP assessment results individually, as teams and as a staff to discern goal areas. Teams reviewed scores for their classrooms as well as for their cohort. Based on assessment data, areas of focus were determined.

- Grades K-2 Literacy: 92% of students at standard on end of year DIBELS
- Grades 3-5 English Language Arts: 88% at standard
- Grades 3-5 Math: 86% at standard
- Grade 5 science: 90% at standard
- Achievement gap: 61% of students scoring below standard on the 2016 SBA ELA test or beginning of year DIBELS will move up one level of proficiency on spring assessments
- School Effectiveness: Increase agreement from 88% to 92% mostly/completely agree to this statement: "Staff work in teams across grade levels to help increase student learning."
- Attendance: Reduction from .6% unexcused absences to .5% unexcused absences
- Discipline: Reduction in the number of students receiving two or more "Making it Right Plans" from 17 in 2015-16 to 14 for 2016-17

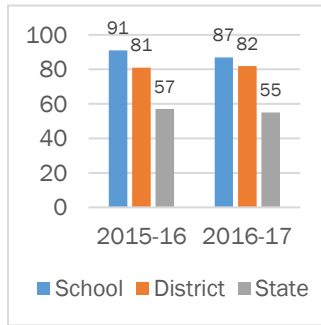
State Assessment Results

Smarter Balanced Assessment (SBA)

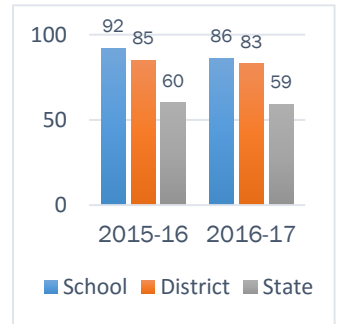
3rd Grade English Language Arts



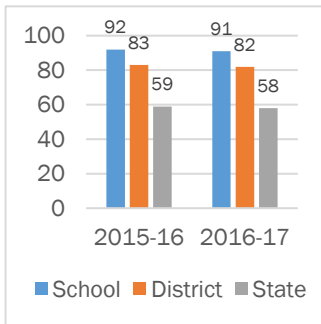
4th Grade English Language Arts



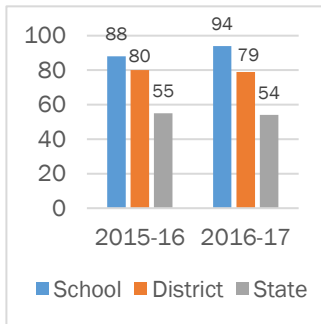
5th Grade English Language Arts



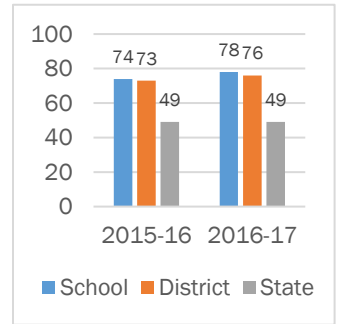
3rd Grade Math



4th Grade Math

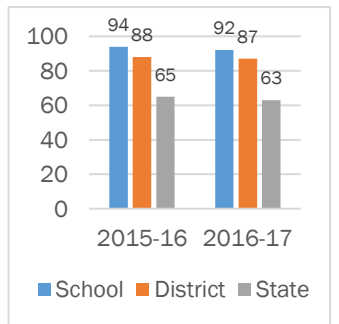


5th Grade Math



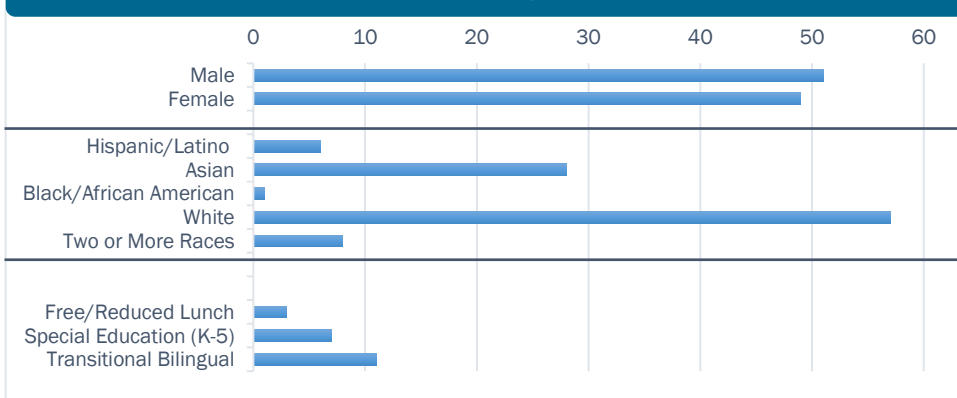
Measurements of Student Progress (MSP)

5th Grade Science



To view state test scores by demographic group, please visit: <http://reportcard.ospi.k12.wa.us>. Select Lake Washington School District, then elect Mead Elementary School.

Student Demographics



School Building

Our school facilities are available for public use by contacting our school office.

Building Condition Assessment: Fair

The Building Condition Assessment represents an overall permanent building condition assessment. It is conducted by a third party in accordance with the state's Asset Preservation Program.

Invitation to Participate

Goal 5 in the district's Strategic Plan is to "Engage our Communities." Families and community members are encouraged to participate in our school. Volunteers are trained and work in a variety of positions. To get involved, call our school office.

Accountability of School Performance

Met Participation Goal for ELA: Yes
Met Participation Goal for Math: Yes