

Lakeview Elementary School Report – 2016-17

10400 NE 68th St, Kirkland, WA 98033
425-936-2600 | lakeview.lwsd.org



Principal: Heather Frazier
Associate Principal: Trent Neugebauer
Mascot: Leopard
Colors: Blue and Yellow

of students, October 2016: 556
of teachers: 35
Teachers with at least a Master's Degree: 65.7%
Unexcused absence rate: 0.8%

District Mission

Each student will graduate prepared to lead a rewarding, responsible life as a contributing member of our community and greater society.

School Mission

Together we empower and inspire each student to thrive and fulfill their unique potential.

School Funding

District General Fund Budget: \$318.4 million
District Per Pupil Expenditure: \$10,766 per pupil
Building Budget for this school: \$70,820

School Description

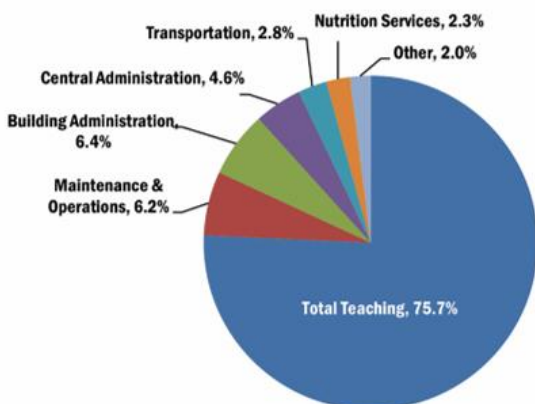
Lakeview Elementary is a vibrant school community situated in central Kirkland, strengthened by a strong parent partnership and supportive local businesses. Lakeview has been a key part of the community for almost 60 years. Kirkland and Lakeview have retained the feel of a small town and neighborhood school.

Our dedicated and experienced staff works together to ensure that our students receive instruction at a level appropriate for their needs while challenging and helping them to stretch. As a result, students in all grade levels at Lakeview have an opportunity to experience academic success and we are proud that a high percentage of our students exceed standard.

Our PTSA works in close partnership with the school staff to enhance the learning of every student through enrichment and extension experiences.

2016-17 District Expenditures

Where does the money go?



2016-17 School Goals

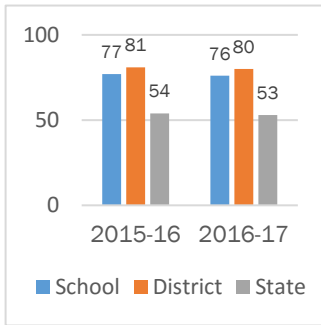
Staff members analyzed our current student data. They anticipated our use of interventions and specific strategies will enable us to increase student levels of performance.

- Grades K-2 Reading: 90% at standard for EOY DIBELS
- Grades 3-5 English Language Arts: 82% at standard
- Grades 3-5 Math: 82% at standard
- Grade 5 science: 89% at standard
- Achievement gap: 90% of ELL students (grades K-2) at standard for EOY DIBELS. 40% of students with IEPs at standard
- School Effectiveness: Increase to 85% student agreement with the statement, "I feel safe when I am at school"
- Attendance: Reduce the number of students who are tardy 3+ times a month from 64 students to 32 students
- Discipline: Move classes from 44% getting a blue paw (top level) to 60% of classes in any 8 week period

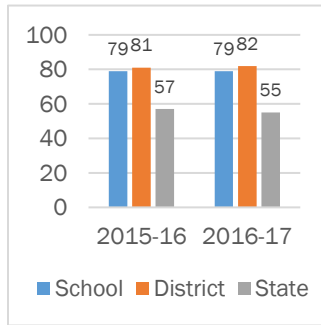
State Assessment Results

Smarter Balanced Assessment (SBA)

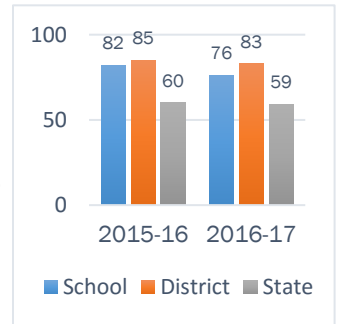
3rd Grade English Language Arts



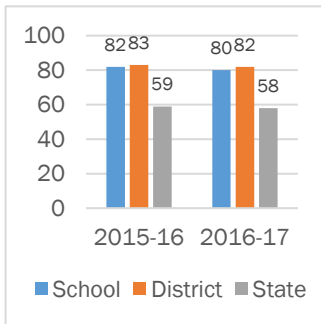
4th Grade English Language Arts



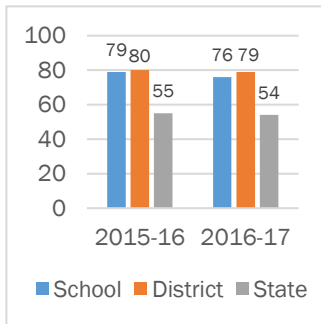
5th Grade English Language Arts



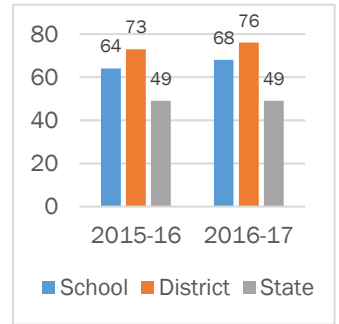
3rd Grade Math



4th Grade Math

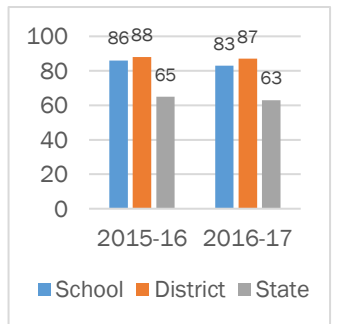


5th Grade Math



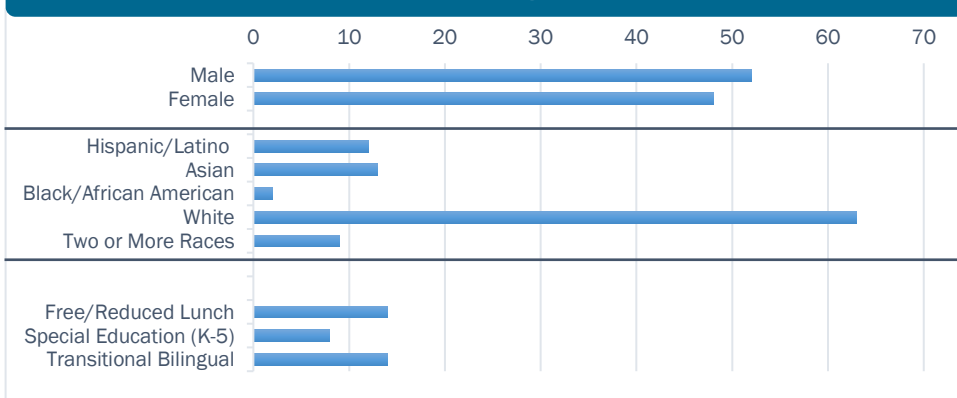
Measurements of Student Progress (MSP)

5th Grade Science



To view state test scores by demographic group, please visit: <http://reportcard.ospi.k12.wa.us>. Select Lake Washington School District, then elect Lakeview Elementary School.

Student Demographics



School Building

Our school facilities are available for public use by contacting our school office.

Building Condition Assessment: Good

The Building Condition Assessment represents an overall permanent building condition assessment. It is conducted by a third party in accordance with the state's Asset Preservation Program.

Invitation to Participate

Goal 5 in the district's Strategic Plan is to "Engage our Communities." Families and community members are encouraged to participate in our school. Volunteers are trained and work in a variety of positions. To get involved, call our school office.

Accountability of School Performance

Met Participation Goal for ELA: Yes
Met Participation Goal for Math: Yes