

Juanita Elementary Annual Report – 2016-17

9635 NE 132nd St., Kirkland, WA 98034
425-936-2570 | juanita.lwsd.org



Principal: Dana Stairs
Associate Principal: Holly Appelgate
Mascot: Jaguar
Colors: Red and White

of students, October 2016: 403
of teachers: 32
Teachers with at least a Master's Degree: 56.3%
Unexcused absence rate: 1.0%

District Mission

Each student will graduate prepared to lead a rewarding, responsible life as a contributing member of our community and greater society.

School Mission

Each student at Juanita Elementary will prepare to graduate and lead a rewarding, responsible life as a contributing member of our diverse society.

School Funding

District General Fund Budget: \$318.4 million
District Per Pupil Expenditure: \$10,766 per pupil
Building Budget for this school: \$66,134

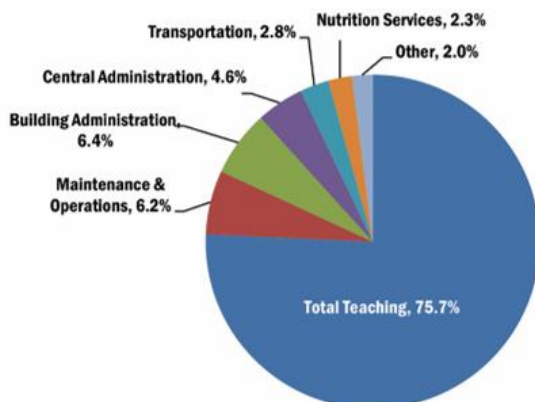
School Description

Located in Kirkland, Washington, Juanita Elementary serves approximately 400 students and their families grades preschool through 5th grade.

At Juanita Elementary, all staff are committed to providing a quality environment in which learners develop to their fullest potential. We believe all students should have every opportunity to learn and succeed. In addition, we have a diverse, international school community and take pride fostering partnerships with parent organizations, local community leaders, and businesses, which help expand our students' world view and the opportunities they present.

2016-17 District Expenditures

Where does the money go?



2016-17 School Goals

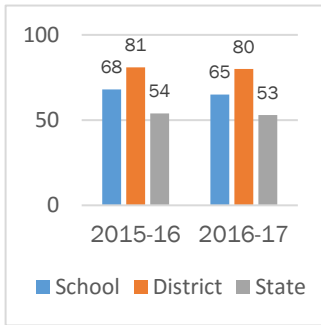
Staff members worked in grade level teams and teams involving several grades to analyze data and identify where students currently are performing and what progress they could make by the end of the year.

- Grades K-2 Reading: 79% of students will be proficient as measured by end of year DIBELS scores
- Grades 3-5 English Language Arts: 80% at standard
- Grades 3-5 Math: 71% at standard
- Grade 5 Science: 89% at standard
- Achievement gap: Increase students receiving English Language Learner services at standard on ELA and Math state assessments from 23% to 44%
- School Effectiveness: Increase percentage of students learning complex concepts from 78% to 85%
- Attendance: Increase average daily attendance rates from 92% to 95%
- Discipline: Train 100% of staff will implement 3 strategies to increase positive student behavior

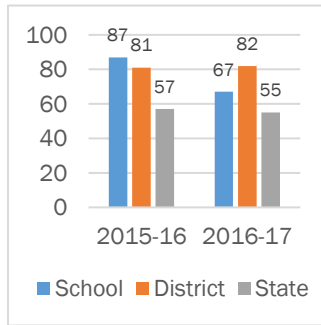
State Assessment Results

Smarter Balanced Assessment (SBA)

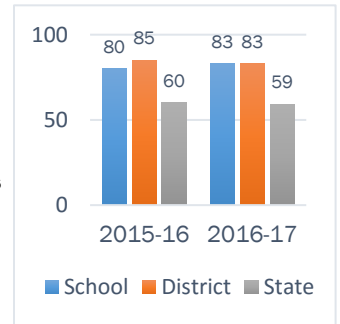
3rd Grade English Language Arts



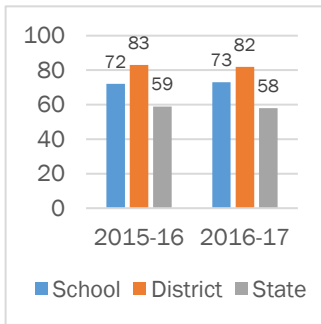
4th Grade English Language Arts



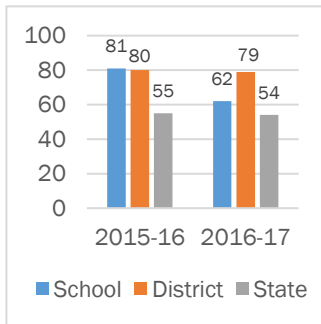
5th Grade English Language Arts



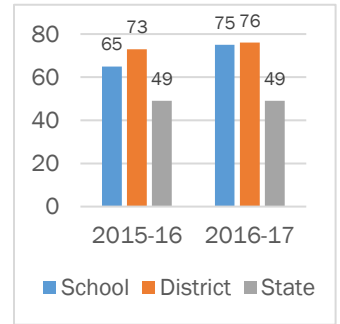
3rd Grade Math



4th Grade Math

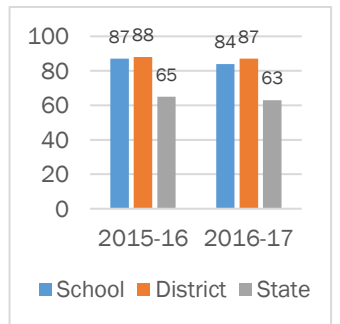


5th Grade Math



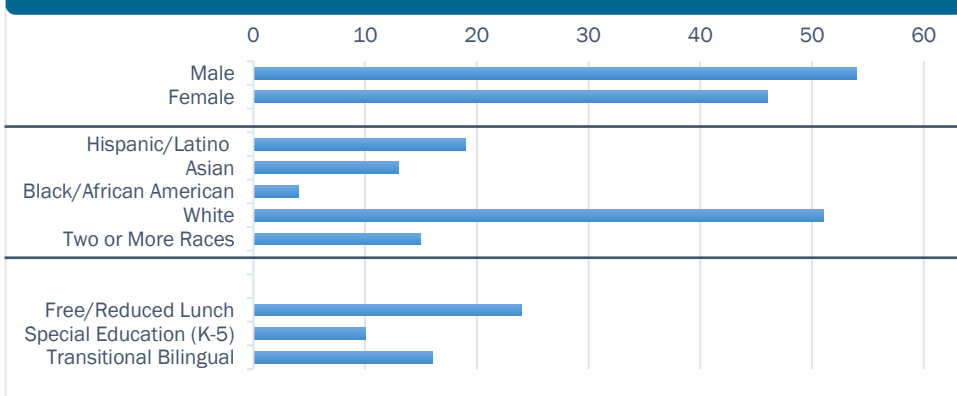
Measurements of Student Progress (MSP)

5th Grade Science



To view state test scores by demographic group, please visit: <http://reportcard.ospi.k12.wa.us>. Select Lake Washington School District, then elect Juanita Elementary School.

Student Demographics



School Building

Our school facilities are available for public use by contacting our school office.

Building Condition Assessment: Good

The Building Condition Assessment represents an overall permanent building condition assessment. It is conducted by a third party in accordance with the state's Asset Preservation Program.

Invitation to Participate

Goal 5 in the district's Strategic Plan is to "Engage our Communities." Families and community members are encouraged to participate in our school. Volunteers are trained and work in a variety of positions. To get involved, call our school office.

Accountability of School Performance

Met Participation Goal for ELA: Yes
Met Participation Goal for Math: Yes