

Inglewood Middle Annual Report – 2016-17

24120 NE 8th St, Sammamish, WA 98074
425-936-2360 | ims.lwsd.org



Principal: Tim Patterson
Associate Principals: Mark Blomquist, Kristian Dahl
Mascot: Knight
Colors: Blue, White and Silver

of students, October 2016: 1,227
of teachers: 61
Teachers with at least a Master's Degree: 67.2%
Unexcused absence rate: 0.1%

District Mission

Each student will graduate prepared to lead a rewarding, responsible life as a contributing member of our community and greater society.

School Mission

To develop a student who will be an intellectually-reflective person, a person en route to a lifetime of meaningful work, a good citizen, a caring and ethical individual, and a healthy person.

School Funding

District General Fund Budget: \$318.4 million
District Per Pupil Expenditure: \$10,766 per pupil
Building Budget for this school: \$149,454

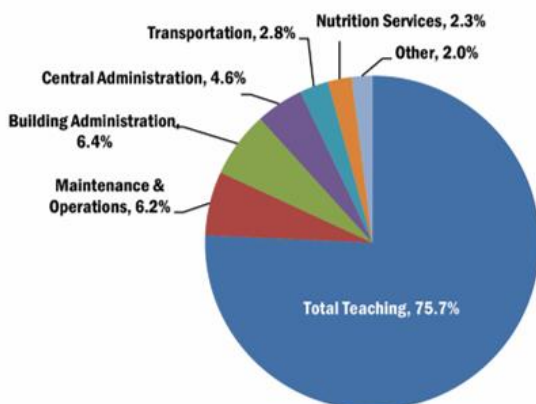
School Description

Inglewood Middle School is a school of excellence located on the Sammamish Plateau. Inglewood serves a student body of approximately 1200 students. There are many opportunities to get involved and connect with peers. As a fully inclusive school, Inglewood heterogeneously groups students and then differentiates instruction to meet the needs of all students. We closely monitor the academic progress of all students. When a student begins to struggle to meet learning objectives, we intervene immediately in a friendly, supportive, and systematic way.

Inglewood offers an intensive academic and extra-curricular program. Language Arts and Social Studies classes are taught by the same teacher in a two-hour period, commonly called a "block class," at all grade levels. In 6th grade, Math and Science are taught by the same teacher in a two-hour block class.

2016-17 District Expenditures

Where does the money go?



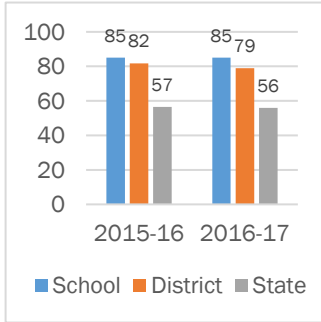
2016-17 School Goals

- Grades 6-8 English Language Arts (ELA): 92% of students at standard
- Grades 6-8 Math: 86% of students at standard
- Grade 8 Science: >95% at standard
- Achievement gap: 50% of ELL students at standard for SBA
- College & Career Readiness: 100% of 8th graders will complete the self-assessment within the Career Cruising program
- School Effectiveness: Increase the percentage of staff who agree with the statements "Staff members work together to solve problems related to school issues" and "The school uses a system to obtain a variety of perspectives with making decisions" to 100%
- Attendance: Fewer than 15 students with more than 20 absences (excused and unexcused)
- Discipline: Reduce the suspension rate to fewer than 40 days served by all IMS students

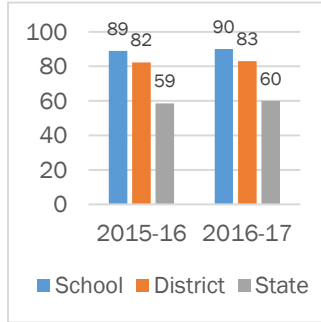
State Assessment Results

Smarter Balanced Assessment (SBA)

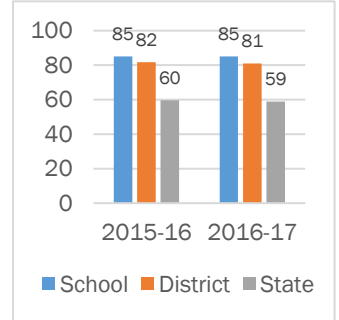
6th Grade English Language Arts



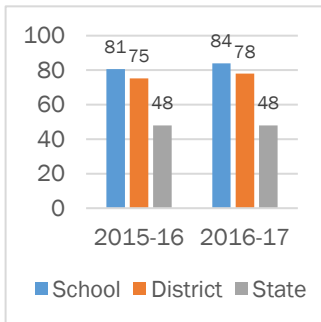
7th Grade English Language Arts



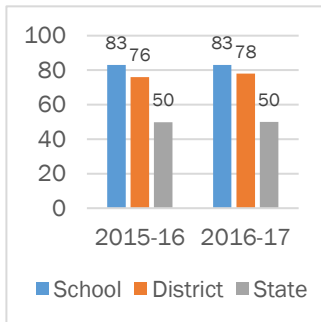
8th Grade English Language Arts



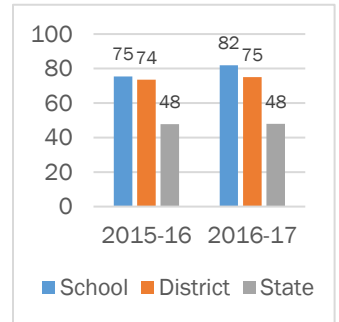
6th Grade Math



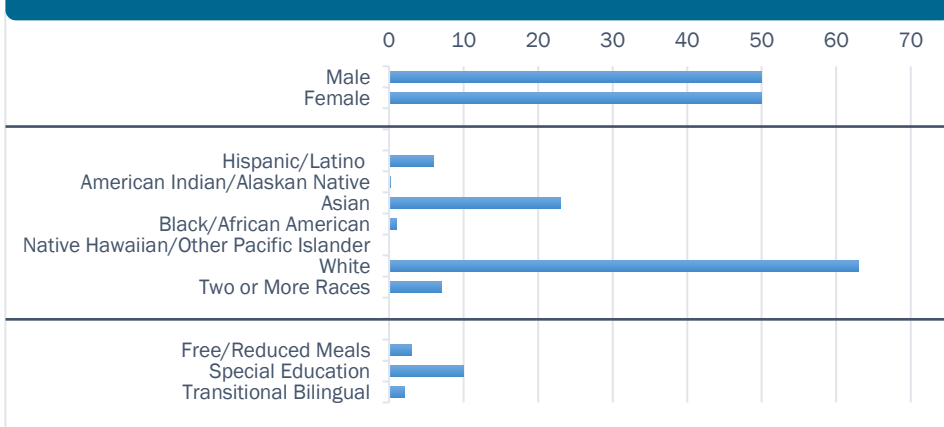
7th Grade Math



8th Grade Math

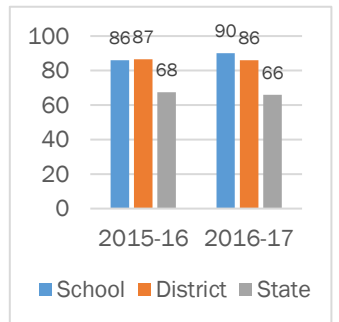


Student Demographics



Measurements of Student Progress (MSP)

8th Grade Science



To view state test scores by demographic group, please visit: <http://reportcard.ospi.k12.wa.us>. Select Lake Washington School District, then elect the school.

School Building

Our school facilities are available for public use by contacting our school office.

Building Condition Assessment: Fair

The Building Condition Assessment represents an overall permanent building condition assessment. It is conducted by a third party in accordance with the state's Asset Preservation Program.

Invitation to Participate

Goal 5 in the district's Strategic Plan is to "Engage our Communities." Families and community members are encouraged to participate in our school. Volunteers are trained and work in a variety of positions. To get involved, call our school office.

Accountability of School Performance

Met Participation Goal for ELA: Yes
Met Participation Goal for Math: Yes