

Frost Elementary School Report – 2016-17

11801 NE 140th St, Kirkland, WA 98034
425-936-2560 | frost.lwsd.org



Principal: Toby Brenner
Associate Principal: Ric Baileykaze
Mascot: Roadrunner
Colors: Red and White

of students, October 2016: 445
of teachers: 36
Teachers with at least a Master's Degree: 61.1%
Unexcused absence rate: 0.8%

District Mission

Each student will graduate prepared to lead a rewarding, responsible life as a contributing member of our community and greater society.

School Mission

At Robert Frost Elementary, our mission is to provide a safe, supportive and inclusive environment where every student can learn and achieve to their highest potential, develop key life skills, and apply core values of respect, perseverance, and tolerance.

School Funding

District General Fund Budget: \$318.4 million
District Per Pupil Expenditure: \$10,766 per pupil
Building Budget for this school: \$83,871

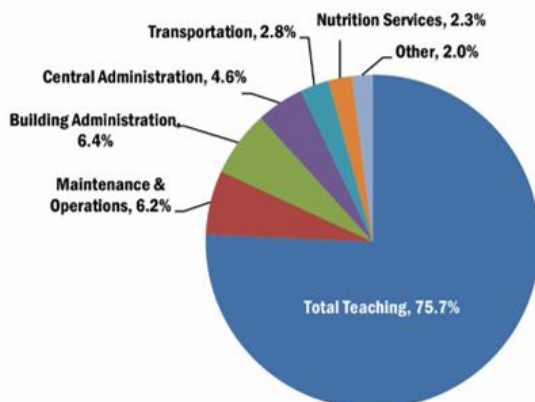
School Description

Robert Frost Elementary School was established in 1969. It is located in the heart of the Kingsgate neighborhood in Kirkland, Washington. We provide an excellent instructional environment for a diverse community of students. We provide students with rich academic challenges. We also provide intensive instructional support through our English Language Learner, Safety net and Special Education programs. Our school houses two Special Education Learning Center Programs. That program serves Lake Washington School District students with developmental and medical needs.

Robert Frost Elementary School has a strong, involved community. Many parents and neighbors volunteer frequently in the classrooms. The PTSA coordinates many ongoing programs in support of student learning. They offer a variety of after school classes and activities.

2016-17 District Expenditures

Where does the money go?



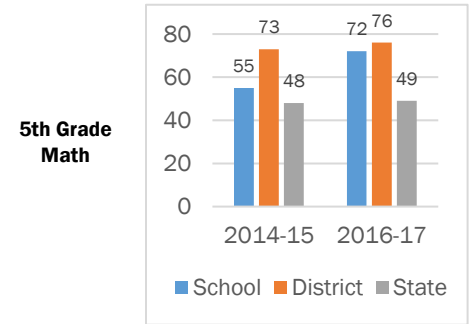
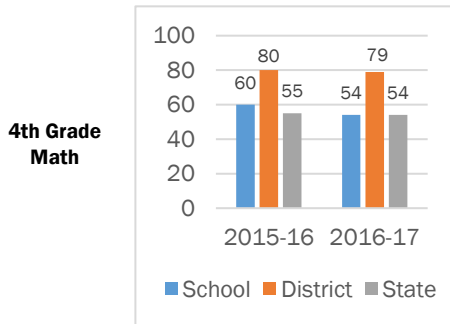
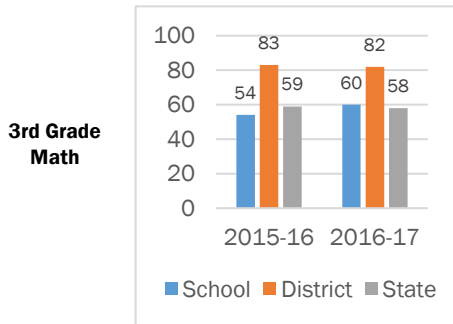
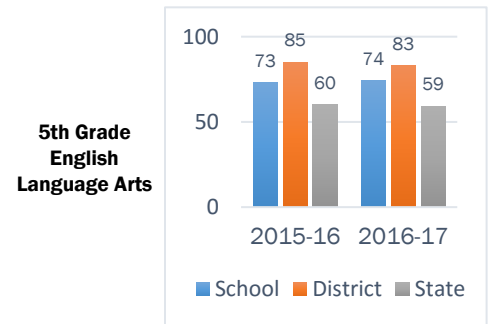
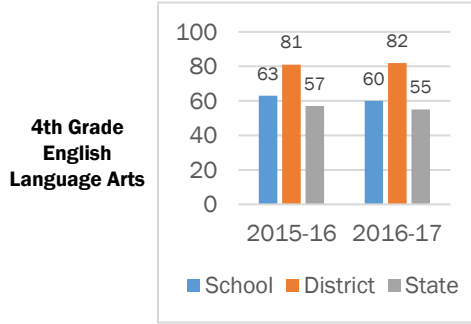
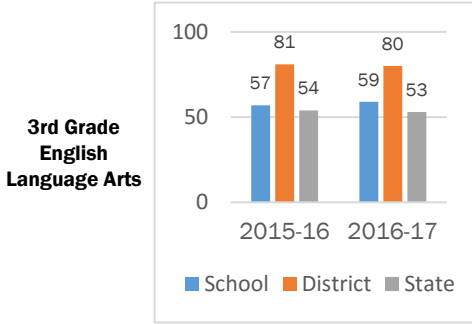
2016-17 School Goals

Each grade level team established priority standards in spring 2015 and revised them in the fall. Teachers analyzed student performance from 2014-15 and shared reflections with current teachers as they developed classroom and grade level goals for current students.

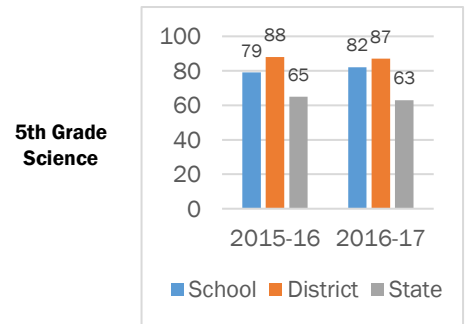
- Grades K-2 Reading: 86% at standard as measured by the end of year DIBELS
- Grades 3-5 English Language Arts: 74% at standard
- Grades 3-5 Math: 65% at standard
- Grade 5 science: 70% at standard
- Achievement gap: Hispanic 4th & 5th grade students will improve to 42% at standard for 4th and 38% at standard for 5th on the English Language Arts state assessment
- School Effectiveness: Increase agreement from 48% to 70% on the following statement: "Teachers receive regular feedback on how they are doing."
- Attendance: Reduce average daily tardy rate from 14 students per day to 5 students or less per day
- Discipline: Increase agreement to the statement, "Student discipline problems are managed well" to 90%

State Assessment Results

Smarter Balanced Assessment (SBA)

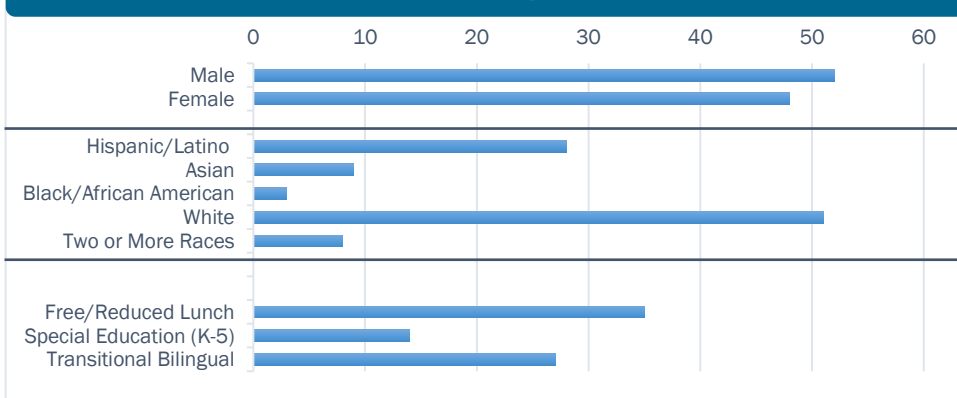


Measurements of Student Progress (MSP)



To view state test scores by demographic group, please visit: <http://reportcard.ospi.k12.wa.us>. Select Lake Washington School District, then elect Frost Elementary School.

Student Demographics



School Building

Our school facilities are available for public use by contacting our school office.

Building Condition Assessment: Good

The Building Condition Assessment represents an overall permanent building condition assessment. It is conducted by a third party in accordance with the state's Asset Preservation Program.

Invitation to Participate

Goal 5 in the district's Strategic Plan is to "Engage our Communities." Families and community members are encouraged to participate in our school. Volunteers are trained and work in a variety of positions. To get involved, call our school office.

Accountability of School Performance

Met Participation Goal for ELA: Yes
Met Participation Goal for Math: Yes