

Explorer Community School Annual Report-2016-17

7040 208th Ave NE, Redmond, WA 98053
425-936-2533 | explorer.lwsd.org



Principal: Karen Barker
Associate Principal: Melissa Doering
Mascot: Eagle
Colors: Blue and Gray

of students, October 2016: 72
of teachers: 6
Teachers with at least a Master's Degree: 50.0%
Unexcused absence rate: 0.3%

District Mission

Each student will graduate prepared to lead a rewarding, responsible life as a contributing member of our community and greater society.

School Mission

Our mission is to create a learning partnership among children, teachers, and parents.

School Funding

District General Fund Budget: \$318.4 million
District Per Pupil Expenditure: \$10,766 per pupil
Building Budget for this school: \$7,578

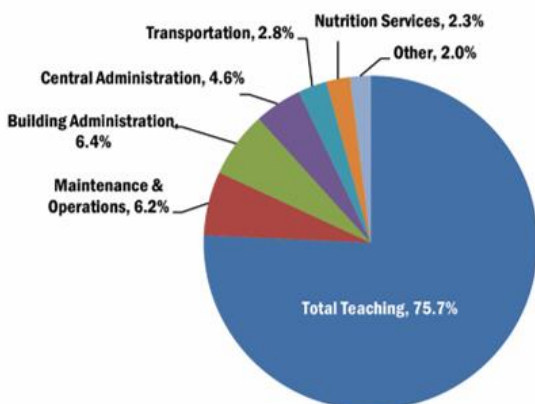
School Description

Explorer Community School is a Choice elementary school in the Lake Washington School District, housed on the campus of Emily Dickinson Elementary School. Parent involvement is an integral asset of Explorer. There are 72 students and three teachers configured in three multiage classrooms serving children in grades one through five.

Although it operates independently, Explorer is part of the larger Dickinson community in many ways. Explorer staff members attend Dickinson staff meetings, join school committees and work teams and work collaboratively with Dickinson grade level teams. Explorer students have the same opportunities for specialists and extra-curricular activities as Dickinson children. They also have lunch and recess with Dickinson students. Explorer and Dickinson have a collaborative partnership that benefits all students and staff.

2016-17 District Expenditures

Where does the money go?



2016-17 School Goals

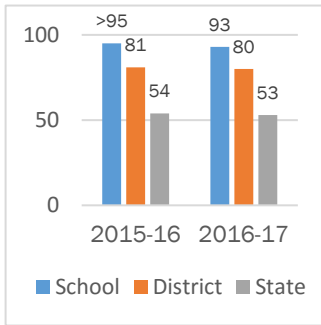
Academic goals were set by the Explorer teachers using baseline data from September 2015 in all academic areas. The team uses a continuous cycle of data analysis to direct instructional practice and ensure that students are receiving instruction at their level, whether they need intervention or challenge.

- Grades K-2 Reading: 93% of students at standard on the end of year DIBELS
- Grades 3-5 English Language Arts: 91% at standard
- Grades 3-5 Math: 98% at standard
- Grade 5 Science: 100% at standard
- Achievement Gap: 90% of male students in grades 1-5 at standard on reading or English Language Arts assessment
- School Effectiveness: Increase the percentage of teachers agreeing with the statement "Teachers provide feedback to each other to help improve instructional practice" to 96%
- Attendance: Reduction in the number of students reporting to school past the start of the school day from 171 tardies to less than 125 per month
- Discipline: Reduce the number of minor negative recess behavior incidents per week from an average of 40 to less than 30

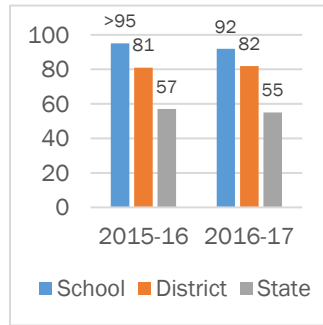
State Assessment Results

Smarter Balanced Assessment (SBA)

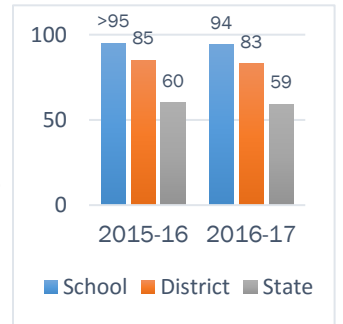
3rd Grade English Language Arts



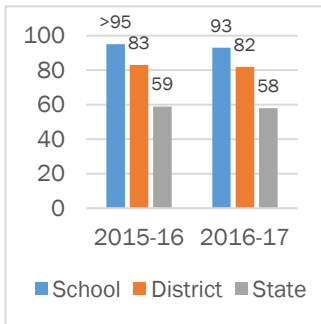
4th Grade English Language Arts



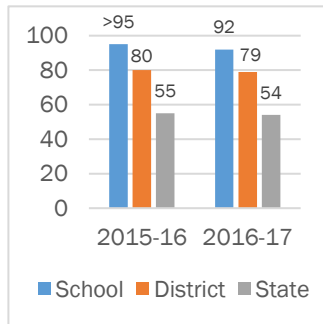
5th Grade English Language Arts



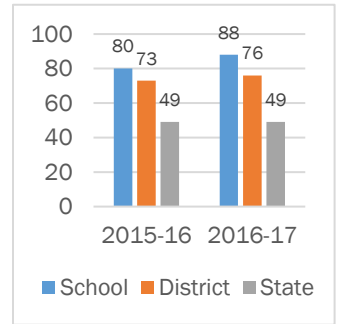
3rd Grade Math



4th Grade Math

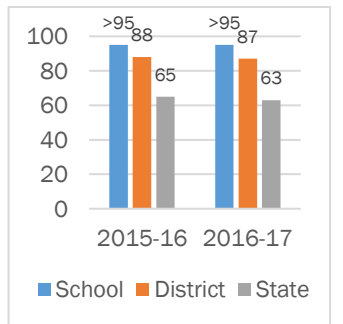


5th Grade Math



Measurements of Student Progress (MSP)

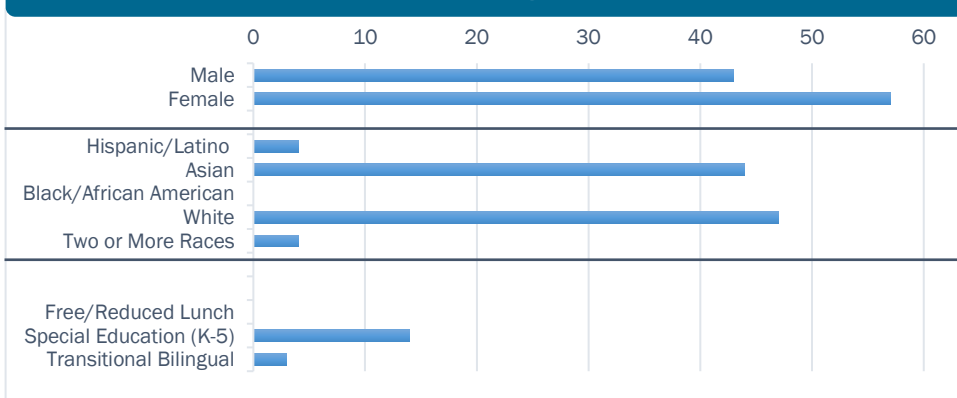
5th Grade Science



>Test scores are above 95%.

To view state test scores by demographic group, please visit: <http://reportcard.ospi.k12.wa.us>. Select Lake Washington School District, then elect Explorer Elementary School.

Student Demographics



School Building

Our school facilities are available for public use by contacting our school office.

Building Condition Assessment: Good

The Building Condition Assessment represents an overall permanent building condition assessment. It is conducted by a third party in accordance with the state's Asset Preservation Program.

Invitation to Participate

Goal 5 in the district's Strategic Plan is to "Engage our Communities." Families and community members are encouraged to participate in our school. Volunteers are trained and work in a variety of positions. To get involved, call our school office.

Accountability of School Performance

Met Participation Goal for ELA: No
Met Participation Goal for Math: No