

Evergreen Middle School Report – 2016-17

6900 208th Ave NE, Redmond, WA 98053
425-936-2320 | ems.lwsd.org



Principal: Robert Johnson
Associate Principals: Stuart Prince, Katy Rudolph
Mascot: Eagle
Colors: Blue, Green, White

of students, October 2016: 1,117
of teachers: 58
Teachers with at least a Master's Degree: 63.8%
Unexcused absence rate: 0.4%

District Mission

Each student will graduate prepared to lead a rewarding, responsible life as a contributing member of our community and greater society.

School Mission

Every student will be prepared academically, socially, emotionally and behaviorally for their success at Evergreen Middle School and their future.

School Funding

District General Fund Budget: \$318.4 million
District Per Pupil Expenditure: \$10,766 per pupil
Building Budget for this school: \$159,764

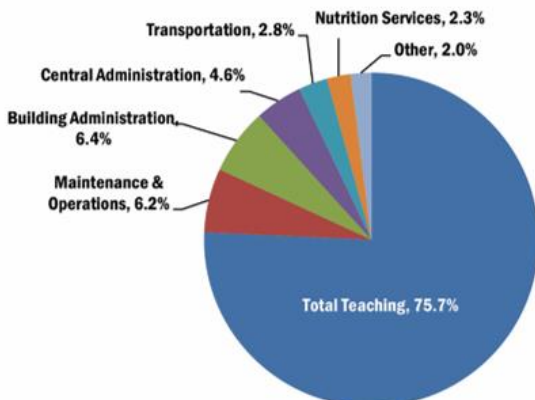
School Description

Evergreen Middle School is committed to developing the whole child through our focus on academics, athletics, activities and the arts. Our staff strives to create a safe, caring learning environment concentrated on the needs of all learners. Students feel safe when they come to our school. They feel empowered to challenge themselves in their learning. We are committed to doing whatever it takes for our students to achieve academic success.

We also place an emphasis on involvement in the arts, athletics, and after-school clubs and activities. These opportunities create different connecting points for students in social, emotional, and behavioral maturation.

2016-17 District Expenditures

Where does the money go?



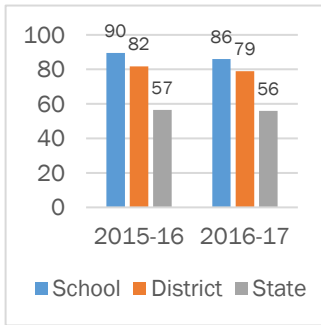
2016-17 School Goals

- Grades 6-8 English Language Arts (ELA): 90% at standard
- Grades 6-8 Math: 88% at standard
- Grade 8 science: 92% at standard
- Achievement gap: Increase number of students with IEPs meeting proficiency on the SBA by 5%
- College & Career Readiness: 95% of 8th grade students registered with Career Cruising and saving three careers of interest each
- School Effectiveness: Increase the percentage of staff who agree with the statement "schoolwork is meaningful to students" to 90% and "teachers show that they care about their students" to 100%
- Attendance: Reduce unexcused absences from 13% to 10%
- Discipline: Reduce the number of students with suspensions from 31 to 25

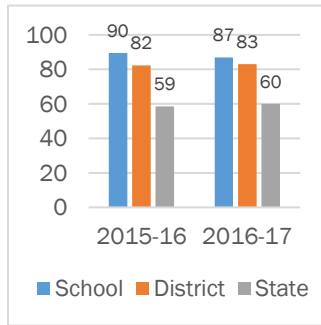
State Assessment Results

Smarter Balanced Assessment (SBA)

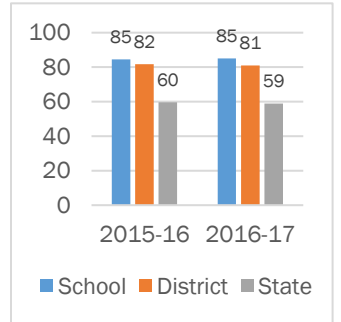
6th Grade English Language Arts



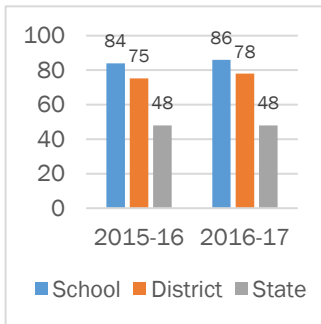
7th Grade English Language Arts



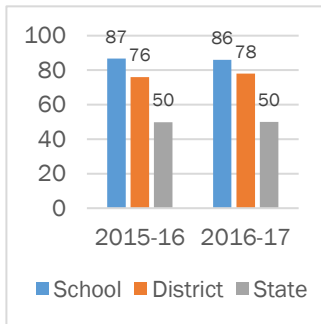
8th Grade English Language Arts



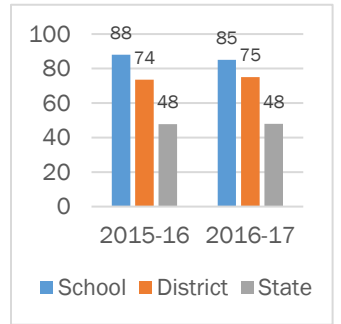
6th Grade Math



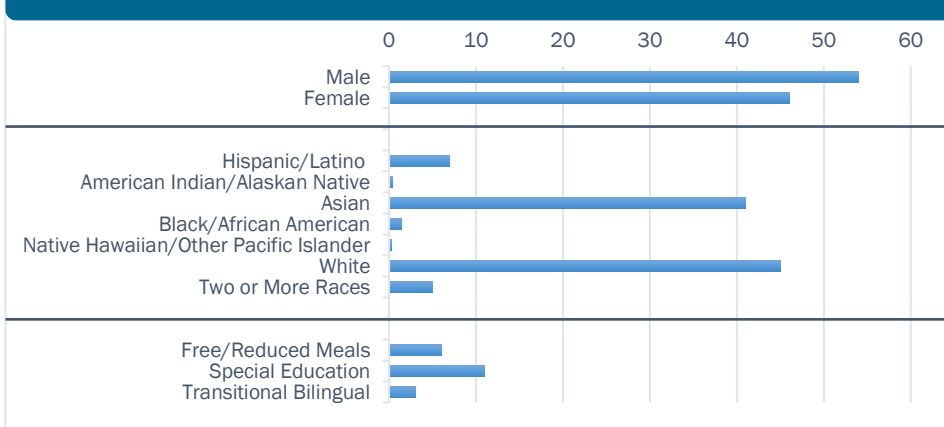
7th Grade Math



8th Grade Math

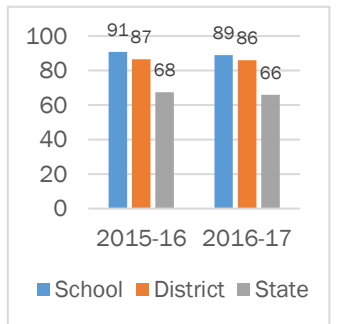


Student Demographics



Measurements of Student Progress (MSP)

8th Grade Science



To view state test scores by demographic group, please visit: <http://reportcard.ospi.k12.wa.us>. Select Lake Washington School District, then elect the school.

School Building

Our school facilities are available for public use by contacting our school office.

Building Condition Assessment: Fair

The Building Condition Assessment represents an overall permanent building condition assessment. It is conducted by a third party in accordance with the state's Asset Preservation Program.

Invitation to Participate

Goal 5 in the district's Strategic Plan is to "Engage our Communities." Families and community members are encouraged to participate in our school. Volunteers are trained and work in a variety of positions. To get involved, call our school office.

Accountability of School Performance

Met Participation Goal for ELA: Yes
Met Participation Goal for Math: Yes