

Environmental & Adventure School Annual Report – 2016-17

8040 NE 132nd St., Kirkland, WA 98034
425-936-2355 | eas.lwsd.org



Principal: Victor Scarpelli
Associate Principal: Dana Greenberg
Mascot: Bear, Orca, Osprey, Raven and Wolf
Colors: Blue, Green, Silver

of students, October 2016: 142
of teachers: 9
Teachers with at least a Master's Degree: 88.9%
Unexcused absence rate: 0.1%

District Mission

Each student will graduate prepared to lead a rewarding, responsible life as a contributing member of our community and greater society.

School Mission

Students achieve academic, personal, and social goals in a challenging educational program. The environmental focus encourages students to participate in creating and maintaining healthy environments for learning and living. Students benefit from a sense of belonging, purposeful learning, and opportunities to develop as leaders, stewards and responsible citizens.

School Funding

District General Fund Budget: \$318.4 million
District Per Pupil Expenditure: \$10,766 per pupil
Building Budget for this school: \$97,741

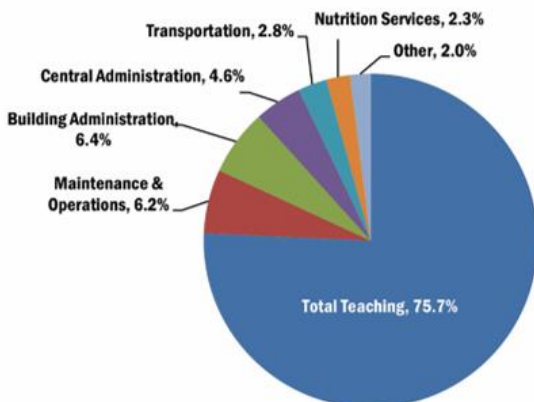
School Description

The Environmental & Adventure School (EAS) was founded in 1999. EAS students achieve academic, personal and social goals in a challenging educational program. Much of the curriculum is integrated around an environmental focus. This focus encourages purposeful learning. It provides connections to the community and opportunities to develop as leaders, stewards and responsible citizens.

EAS students apply skills and concepts from all subjects to investigating local watershed and global issues. They conduct extensive research and experience hands-on learning through community stewardship projects. EAS students develop confidence and skills to work effectively as leaders, mentors and team members through a wide variety of outdoor activities and projects.

2016-17 District Expenditures

Where does the money go?



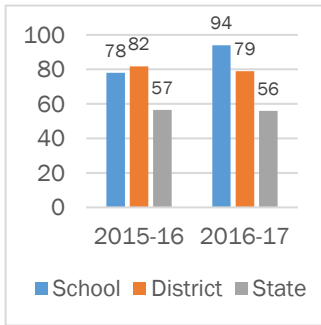
2016-17 School Goals

- Grades 6-8 English Language Arts (ELA): 90% of students at standard
- Grades 6-8 Math: 82% of students at standard
- Grade 8 science: >95% at standard
- Achievement gap: For students of "two or more races," reduce the percentage of 8th grade students not at standard on the ELA assessment to 15%
- College & Career Readiness: All students will complete the two 8th grade Career Cruising activities and a reflective work product
- School Effectiveness: Continue to pursue professional development and work as a team to implement new technologies and strategies to enhance instructional effectiveness.
- Attendance: Continue to maintain a truancy incidence rate of 0%
- Discipline: Reduce short-term suspensions to a rate of less than 2.5%

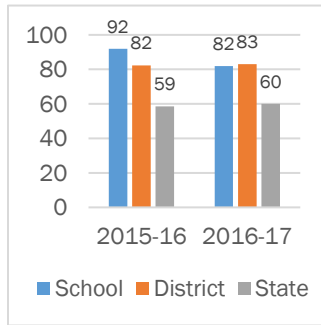
State Assessment Results

Smarter Balanced Assessment (SBA)

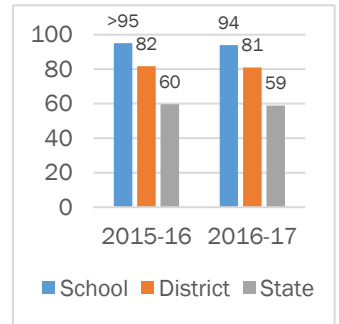
6th Grade English Language Arts



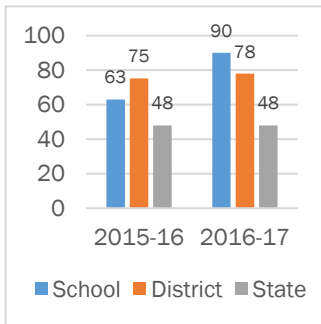
7th Grade English Language Arts



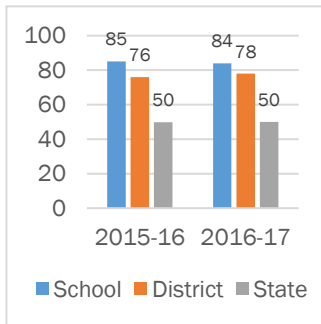
8th Grade English Language Arts



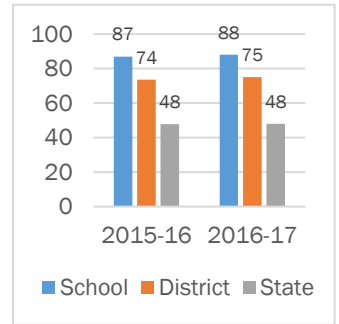
6th Grade Math



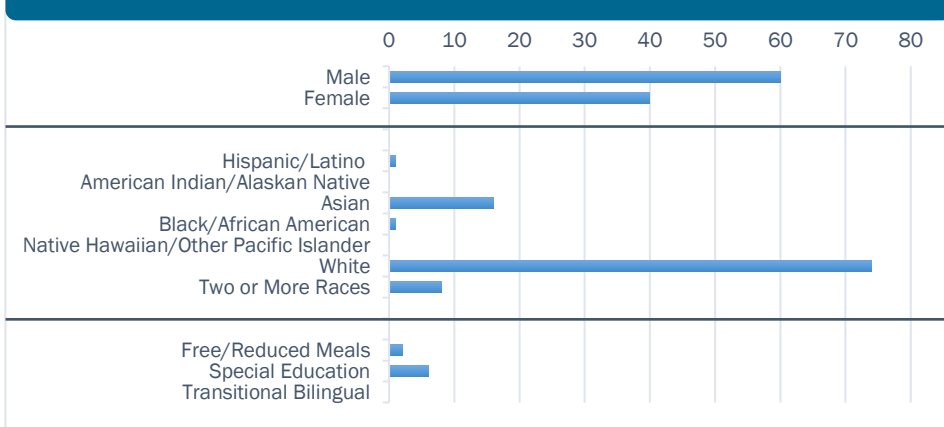
7th Grade Math



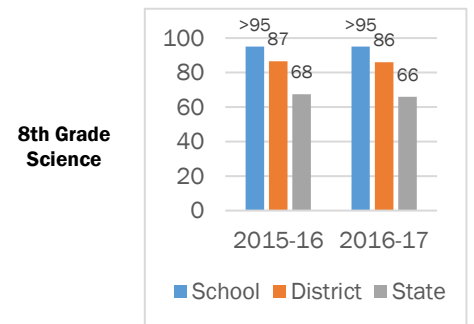
8th Grade Math



Student Demographics



Measurements of Student Progress (MSP)



>Test scores are above 95%

To view state test scores by demographic group, please visit: <http://reportcard.ospi.k12.wa.us>. Select Lake Washington School District, then elect the school.

School Building

Our school facilities are available for public use by contacting our school office.

Building Condition Assessment: Good

The Building Condition Assessment represents an overall permanent building condition assessment. It is conducted by a third party in accordance with the state's Asset Preservation Program.

Invitation to Participate

Goal 5 in the district's Strategic Plan is to "Engage our Communities." Families and community members are encouraged to participate in our school. Volunteers are trained and work in a variety of positions. To get involved, call our school office.

Accountability of School Performance

Met Participation Goal for ELA: Yes
Met Participation Goal for Math: Yes