

# Emerson K-12 Annual Report – 2016-17

10903 NE 53<sup>rd</sup> St, Kirkland, WA 98033  
425-936-2311 | [emersonk12.lwsd.org](http://emersonk12.lwsd.org)



**Principal:** Nell Ballard-Jones  
**Mascot:** Dolphin  
**Colors:** Blue, White and Silver

**# of students, October 2016:** 103  
**# of teachers:** 7  
**Teachers with at least a Master's Degree:** 71.4%  
**Unexcused absence rate:** 0.7%

## District Mission

*Each student will graduate prepared to lead a rewarding, responsible life as a contributing member of our community and greater society.*

## School Mission

Emerson K-12 is a community of families working in collaboration with the Lake Washington School District to ensure that each student will be prepared to lead a rewarding, responsible life as a contributing member of our community and greater society.

## School Funding

**District General Fund Budget:** \$318.4 million  
**District Per Pupil Expenditure:** \$10,766 per pupil  
**Building Budget for this school:** \$4,200

## School Description

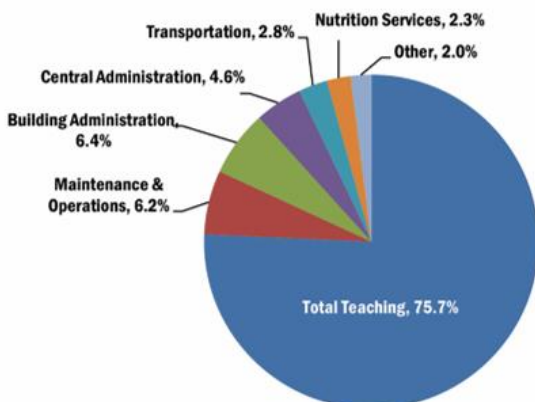
Emerson K-12 (EK12) is a choice school in the Lake Washington School District, designed as a Parent Partnership Program (PPP). EK12 teachers partner with parents who home school their children.

We serve students in Kindergarten through 12th grade in a variety of core and enrichment classes. Many high school students also participate in WaNIC (Washington Net-work for Innovative Career), Running Start and/or their neighborhood school's academic program.

On any given day, you will find parents, students, younger siblings, and staff engaged in a multitude of learning activities. It remains a vibrant and active place that provides meaningful learning opportunities to students in multi-age environments.

## 2016-17 District Expenditures

*Where does the money go?*



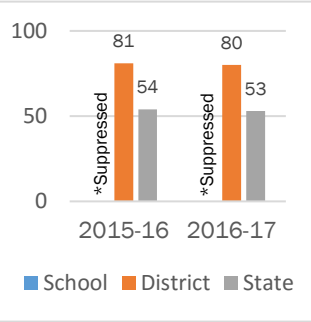
## 2016-17 School Goals

- Grades 6-8 English Language Arts (ELA): All students performing at level 1 or 2 will increase proficiency by one level
- Grades 6-8 Math: All students performing at level 1 or 2 will increase proficiency by one level Grade 8 science: 90% at standard
- Achievement gap: None
- College & Career Readiness: All 8<sup>th</sup> graders will successfully complete identified Career Cruising activities and all 12<sup>th</sup> graders will successfully complete the Resume builder activity in Career Cruising
- School Effectiveness: Increase the percentage of parents who work with staff to implement the monthly learning plan to 100%
- Attendance: Learning Plan Advisors will reach 100% completion rate of contacting the homes of students who reach 5 unexcused absences/tardies
- Discipline: 75% of staff participation in professional development focused on increasing students' meta-cognitive thinking and coping strategies to decrease classroom distractions

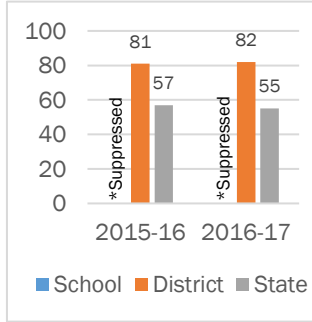
# State Assessment Results

## Smarter Balanced Assessment (SBA)

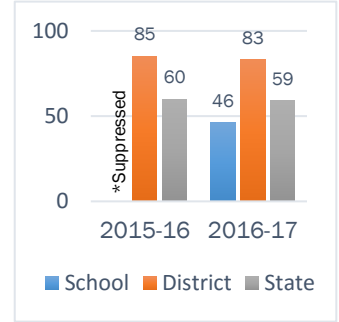
**3rd Grade English Language Arts**



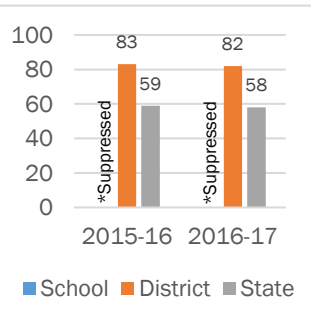
**4th Grade English Language Arts**



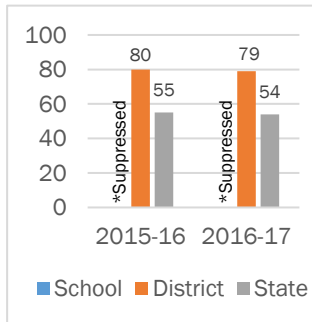
**5th Grade English Language Arts**



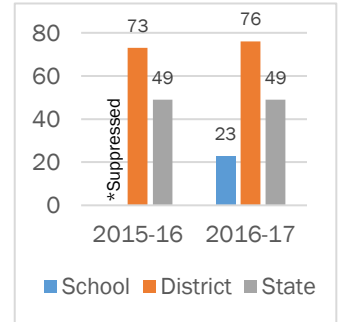
**3rd Grade Math**



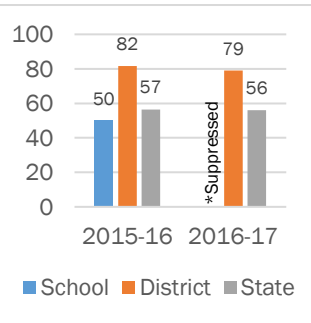
**4th Grade Math**



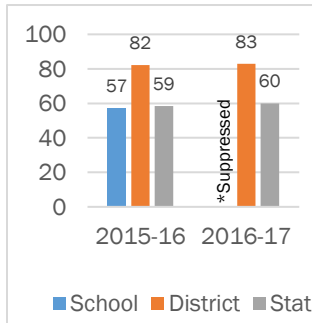
**5th Grade Math**



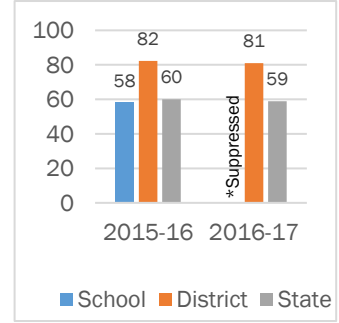
**6th Grade English Language Arts**



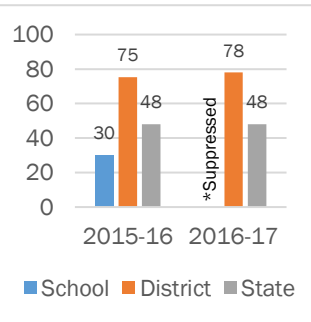
**7th Grade English Language Arts**



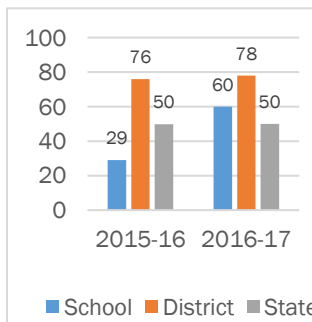
**8th Grade English Language Arts**



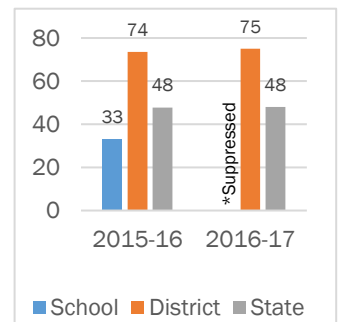
**6th Grade Math**



**7th Grade Math**

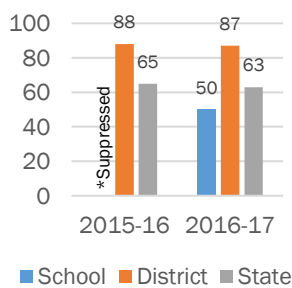


**8th Grade Math**

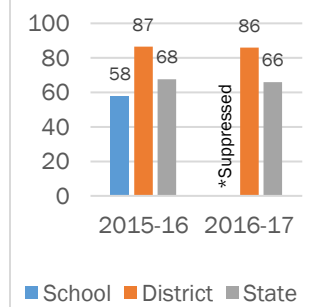


**Measurements of Student Progress (MSP)**

**5th Grade Science**

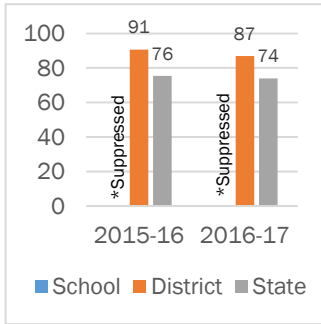


**8th Grade Science**

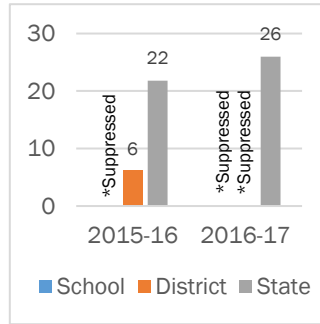


### Smarter Balanced Assessment (SBA)\*

**11th Grade English Language Arts**

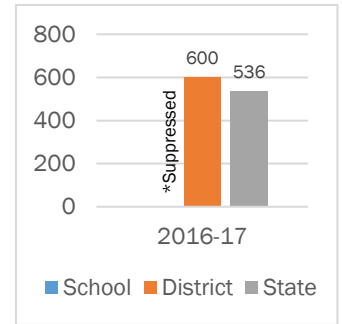


**11th Grade Math**



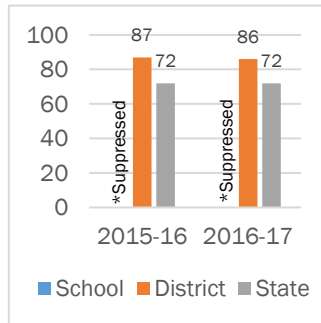
### SAT\*\*

**ERW Mean**

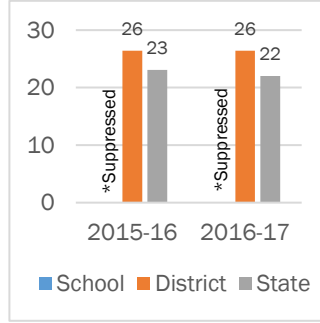


### End of Course (EOC)

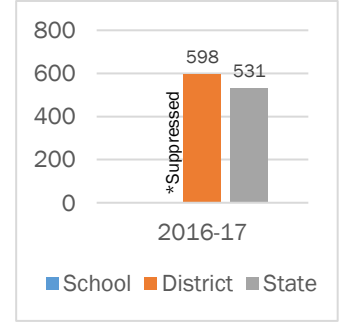
**10th Grade Biology**



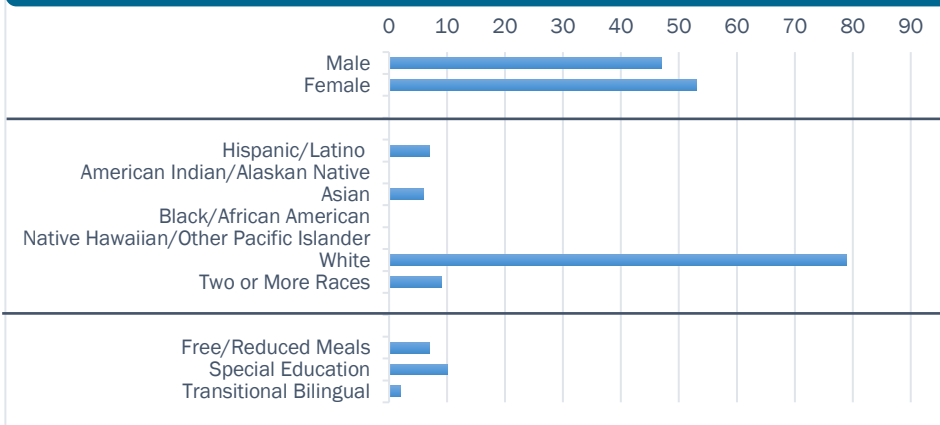
### ACT\*\*



**Math Mean**



### Student Demographics



>Test scores are above 95%

+Smarter Balanced Assessment is a Washington state standardized exam. Scores represent percentage of students who met the standards. Students who did not take the test were counted as not meeting standard.

\*Scores are suppressed when groups are so small that the information could potentially be used to identify or derive information about individual students. Many 11th grade students refused to take the test: they may have already met graduation requirements through passing the old state tests in 10th grade.

\*\*The Scholastic Aptitude Test (SAT) and the American College Test (ACT) are required by many colleges and universities for admission. Students elect to take these tests. A new SAT was given starting in January 2016. The Reading and Writing sections have been consolidated and now make up "Evidence-Based Reading and Writing" (ERW). As a result, the previous year's data is no longer comparable.

To view state test scores by demographic group, please visit: <http://reportcard.ospi.k12.wa.us>. Select Lake Washington School District, then elect the school.

### Accountability of School Performance

Met Participation Goal for ELA: No  
Met Participation Goal for Math: No

### Invitation to Participate

Goal 5 in the district's Strategic Plan is to "Engage our Communities." Families and community members are encouraged to participate in our school. Volunteers are trained and work in a variety of positions. To get involved, call our school office.

### School Building

Our school facilities are available for public use by contacting our school office.

**Building Condition Assessment: Fair**

The Building Condition Assessment represents an overall permanent building condition assessment. It is conducted by a third party in accordance with the state's Asset Preservation Program.