

Emerson High School Report – 2016-17

10903 NE 53rd St, Kirkland, WA 98033
425-936-2300 | emhs.lwsd.org



Principal: Nell Ballard-Jones
Mascot: Dragon
Colors: Rainbow

of students, October 2016: 51
of teachers: 12
Teachers with at least a Master's Degree: 50.0%
4-year graduation rate (class of 2016): 54.3%
5-year graduation rate (class of 2015): 82.1%

District Mission

Each student will graduate prepared to lead a rewarding, responsible life as a contributing member of our community and greater society.

School Mission

Each student will graduate prepared to lead a rewarding, responsible life as a contributing member of our community and greater society.

School Funding

District General Fund Budget: \$318.4 million
District Per Pupil Expenditure: \$10,766 per pupil
Building Budget for this school: \$25,725

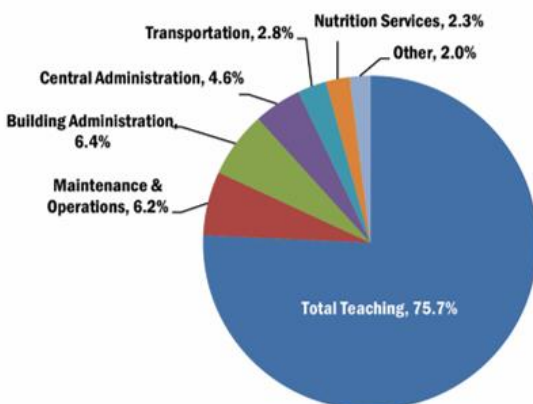
School Description

Emerson High School is a choice school. It is unique in the district for its small size and educational focus. The school accepts a maximum of 135 students in grades 9 to 12. That size allows us to emphasize individual student learning styles and tailor educational opportunities to specific student goals. We provide a unique educational program that helps students be the best people they can be academically, emotionally and socially. Emerson High School starts with the student and builds his or her ability to perform academically while shaping a positive view of self.

Students apply to Emerson H.S. They attend because they want to be here. With the school's smaller size, teachers can provide high levels of individually guided and personalized instruction. Thus, students are able to pick up missed credits or accelerate their education. Our students and staff work to sustain a cohesive learning community and enrich experiences. Students develop the kind of positive perceptions of self, learning and life that are the foundation for continued success.

2016-17 District Expenditures

Where does the money go?



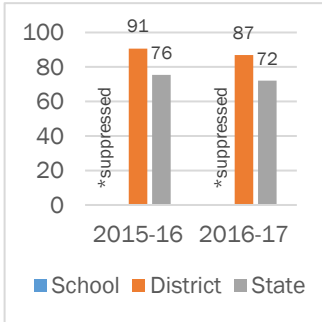
2016-17 School Goals

- Literacy: 90% of students who participate in SBA testing at proficient on the Reading Target
- Math: 80% of students who participate in SBA testing at standard
- Science: 60% of students who participate in the EOC testing at standard
- On-Track Credits: 100% of students who enroll at Emerson High School as credit deficient will have the opportunity to gain ground on their credit graduation requirements
- College & Career Readiness: All students will participate in Career Cruising activities that contribute to completion of the High School & Beyond plan
- School Effectiveness: Staff will gather data related to underlying causes for student absenteeism and effective intervention strategies to increase attendance
- Attendance: Teachers will make direct contact with parents of students who accrue 5 tardies and/or 3 absences in a given session
- Discipline: 100% of staff will continue working on strategies related to restorative practice

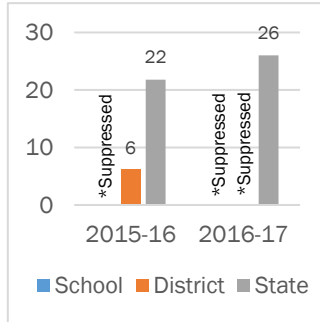
State Assessment Results

Smarter Balanced Assessment (SBA)+

**11th Grade
English
Language Arts**

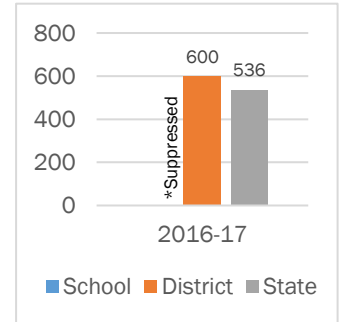


**11th Grade
Math**



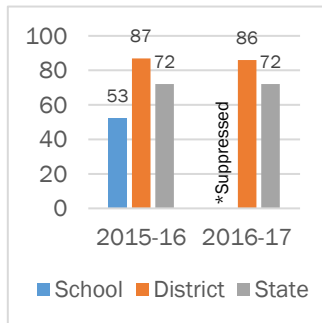
SAT**

**ERW
Mean**



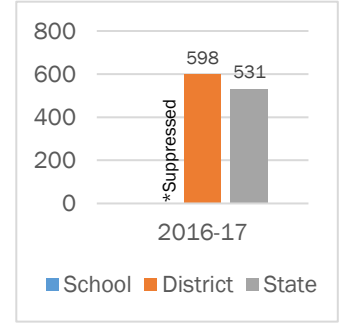
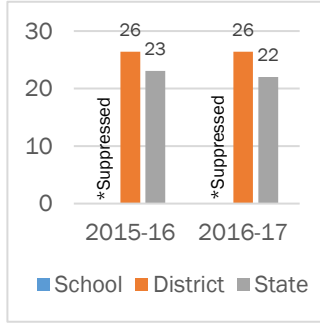
End of Course (EOC)

**10th Grade
Biology**

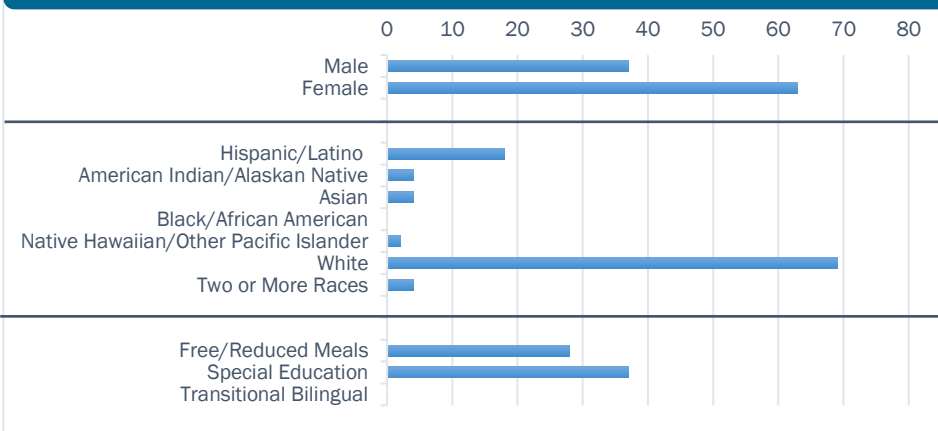


ACT**

**Math
Mean**



Student Demographics



>Test scores are above 95%

+Smarter Balanced Assessment is a Washington state standardized exam. Scores represent percentage of students who met the standards. Students who did not take the test were counted as not meeting standard.

*Scores are suppressed when groups are so small that the information could potentially be used to identify or derive information about individual students. Many 11th grade students refused to take the test: they may have already met graduation requirements through passing the old state tests in 10th grade.

**The Scholastic Aptitude Test (SAT) and the American College Test (ACT) are required by many colleges and universities for admission. Students elect to take these tests. A new SAT was given starting in January 2016. The Reading and Writing sections have been consolidated and now make up "Evidence-Based Reading and Writing" (ERW). As a result, the previous year's data is no longer comparable.

To view state test scores by demographic group, please visit: <http://reportcard.ospi.k12.wa.us>. Select Lake Washington School District, then elect the school.

Accountability of School Performance

Met Participation Goal for ELA: Yes
Met Participation Goal for Math: Yes

School Building

Our school facilities are available for public use by contacting our school office.

Building Condition Assessment: Fair

The Building Condition Assessment represents an overall permanent building condition assessment. It is conducted by a third party in accordance with the state's Asset Preservation Program.

Invitation to Participate

Goal 5 in the district's Strategic Plan is to "Engage our Communities." Families and community members are encouraged to participate in our school. Volunteers are trained and work in a variety of positions. To get involved, call our school office.