

Community School Annual Report – 2016-17

11133 NE 65th St, Kirkland, WA 98033
425-936-2395 | community.lwsd.org



Principal: Margaret Kinney
Mascot: None
Colors: None

of students, October 2016: 71
of teachers: 6
Teachers with at least a Master's Degree: 83.3%
Unexcused absence rate: 0.0%

District Mission

Each student will graduate prepared to lead a rewarding, responsible life as a contributing member of our community and greater society.

School Mission

Community School provides a program which strives for excellence and success in learning while providing opportunities for each child to realize his/her own potential. Students are challenged academically, physically, socially and emotionally in an atmosphere of cooperation and trust.

School Funding

District General Fund Budget: \$318.4 million
District Per Pupil Expenditure: \$10,766 per pupil
Building Budget for this school: \$21,692

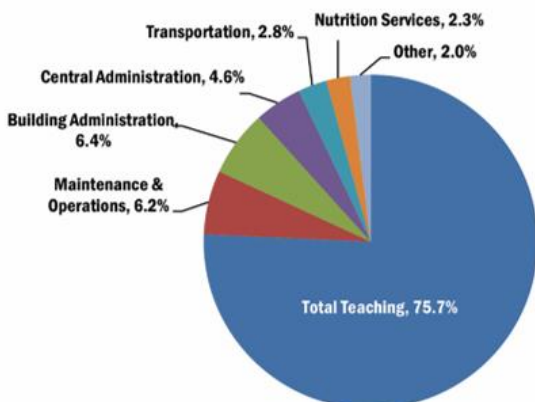
School Description

Community School is a Choice school with approximately 70 students. We maintain a non-competitive learning environment with a family-like atmosphere. We emphasize academic, social and emotional growth. We promote a balance of strong academic skills, student interests, self-motivation and responsibility to the community.

Problem-solving and critical thinking are important to the curriculum. The teachers work together as a professional team to ensure they are using best practices. Early in the year, students set personal goals in academic and social areas and work toward achieving these goals throughout the year. In addition, students choose work for their standards-based portfolios as evidence of their learning.

2016-17 District Expenditures

Where does the money go?



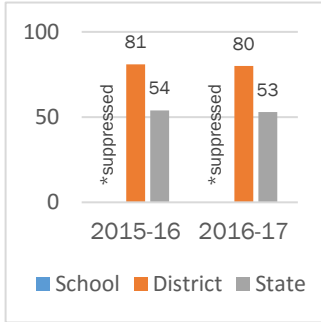
2016-17 School Goals

- K-2 Reading: 100% of students in Grades 1-2 at standard
- Grades 3-5 English Language Arts: 100% of students at standard on CDSA continuums
- Grades 3-5 Math: 100% of students at standard
- Grade 5 Science: None
- Achievement gap: 100% of students with an IEP will be at standard on literacy
- School Effectiveness: 100% of families will participate in the parent-only portion of the mid-year conference
- Attendance: None
- Discipline: None

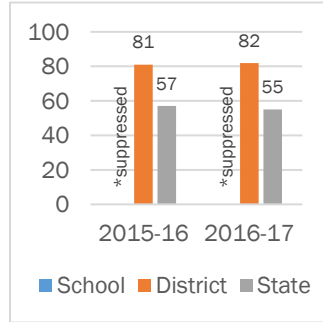
State Assessment Results

Smarter Balanced Assessment (SBA)

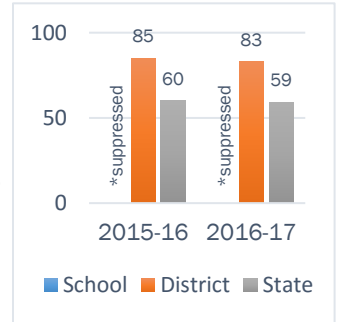
3rd Grade English Language Arts



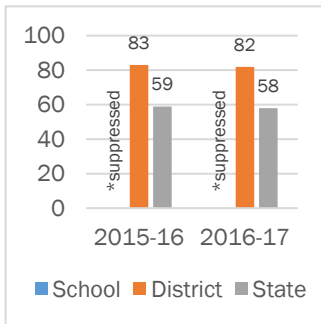
4th Grade English Language Arts



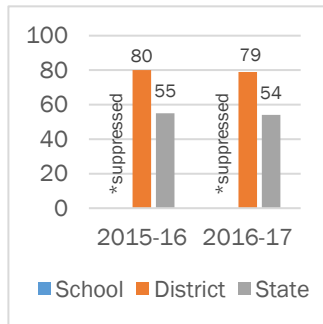
5th Grade English Language Arts



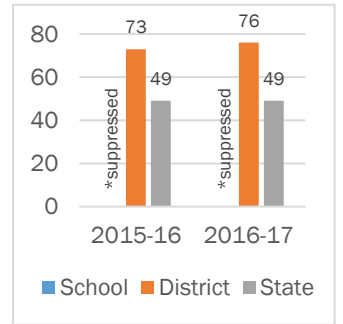
3rd Grade Math



4th Grade Math

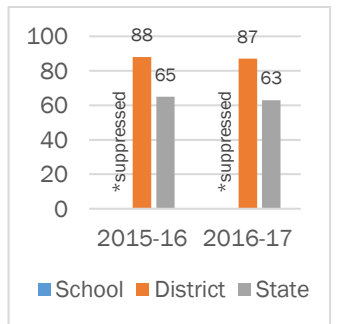


5th Grade Math



Measurements of Student Progress (MSP)

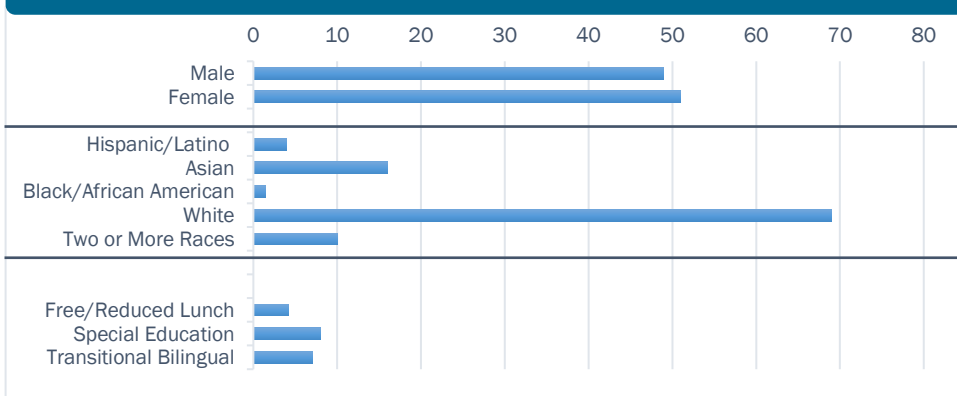
5th Grade Science



*This school has opted to suppress test scores.

To view state test scores by demographic group, please visit: <http://reportcard.ospi.k12.wa.us>. Select Lake Washington School District, then elect Community Elementary School.

Student Demographics



School Building

Our school facilities are available for public use by contacting our school office.

Building Condition Assessment: Good

The Building Condition Assessment represents an overall permanent building condition assessment. It is conducted by a third party in accordance with the state's Asset Preservation Program.

Invitation to Participate

Goal 5 in the district's Strategic Plan is to "Engage our Communities." Families and community members are encouraged to participate in our school. Volunteers are trained and work in a variety of positions. To get involved, call our school office.

Accountability of School Performance

Met Participation Goal for ELA: No
Met Participation Goal for Math: No