

Blackwell Elementary School Report – 2016-17

3225 205th PI NE, Sammamish, WA 98074
425-936-2520 | blackwell.lwsd.org



Principal: Jim Eaton
Associate Principal: Angela Morrison
Mascot: Bobcat
Colors: Blue and Gold

of students, October 2016: 535
of teachers: 36
Teachers with at least a Master's Degree: 58.3%
Unexcused absence rate: 0.2%

District Mission

Each student will graduate prepared to lead a rewarding, responsible life as a contributing member of our community and greater society.

School Mission

To nurture well-rounded students empowered to meet the challenges of our diverse, global society.

School Funding

District General Fund Budget: \$318.4 million
District Per Pupil Expenditure: \$10,766 per pupil
Building Budget for this school: \$77,158

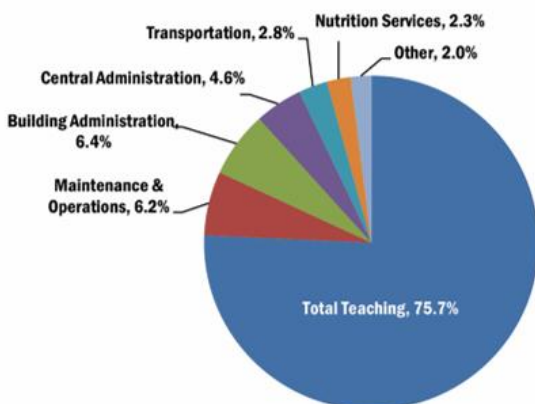
School Description

As you approach the front of our school, you will see a beautiful, colorful student-created mural depicting the sights and unique characteristics of our great Puget Sound region. At the center of this mural is a simple schoolhouse. School is the center of the Blackwell community.

The Lake Washington School District student profile calls on educators to provide learning environments in which Connection, Value and Challenge are part of a student's educational experience. We strive to provide integrated, differentiated learning experiences for students. We get to know each student on an individual basis to address individual needs. We strive to engage students actively in their learning in classrooms where every student knows they are safe and respected. We teach standards-first curricula based on the rigorous Washington State Standards.

2016-17 District Expenditures

Where does the money go?



2016-17 School Goals

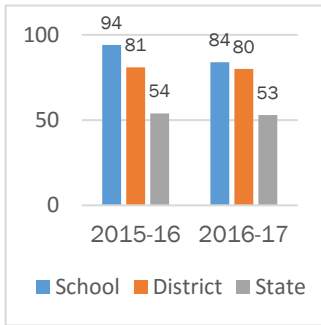
Teachers met with their peers to discuss strategies to be used to increase student performance. Grade level teams refined strategies, design interventions and created challenges for students.

- Grades K-2: 89% of students at standard on the End of Year DIBELS
- Grades 3-5 English Language Arts: 91% of students at standard
- Grades 3-5 Math: 87% of students at standard
- Grade 5: 95% of students in grade 5 at standard
- Achievement gap: 50% of an identified subgroup of second grade students will meet benchmark in all DIBELS categories
- School Effectiveness: Improve from 9.7% to 50% "agree completely" in the area of "staff works in teams across grade levels to help increase student learning"
- Attendance: Improvement from 3.0% of students tardy 10 or more times per year to 2.5%
- Discipline: Improve from 2.3% to 2.1% of students being referred to the office 3 or more times during the school year

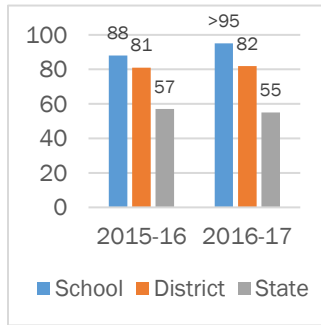
State Assessment Results

Smarter Balanced Assessment (SBA)

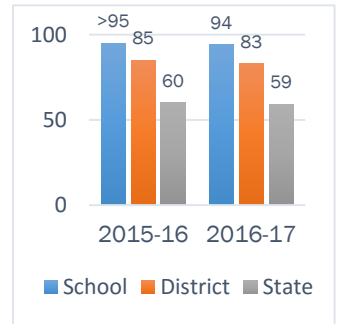
3rd Grade English Language Arts



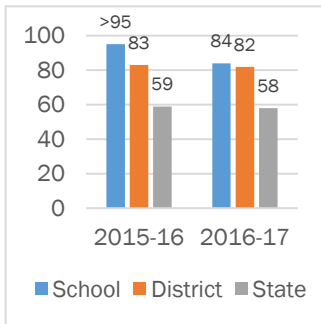
4th Grade English Language Arts



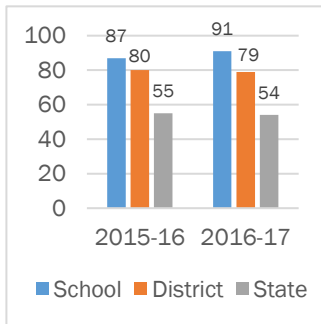
5th Grade English Language Arts



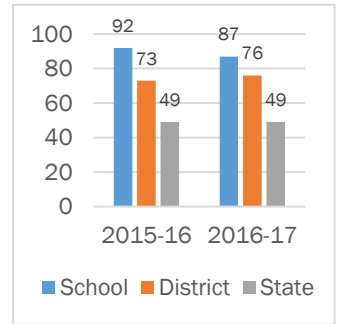
3rd Grade Math



4th Grade Math

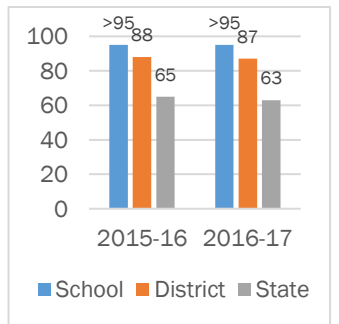


5th Grade Math



Measurements of Student Progress (MSP)

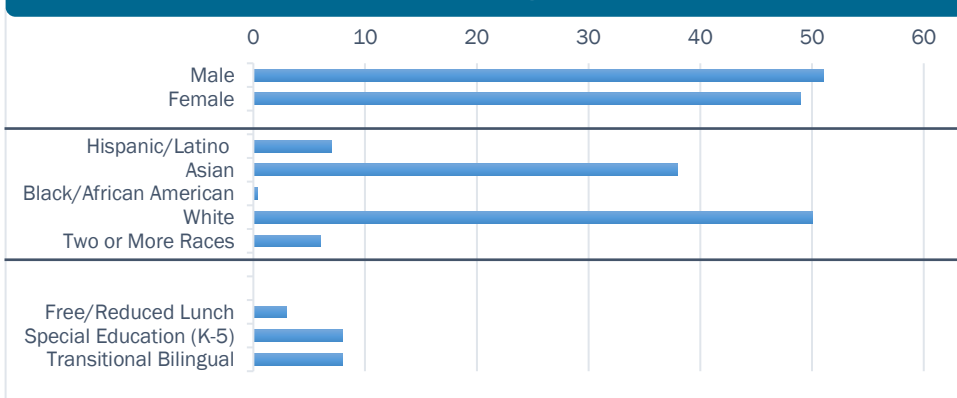
5th Grade Science



>Test scores are above 95%.

To view state test scores by demographic group, please visit: <http://reportcard.ospi.k12.wa.us>. Select Lake Washington School District, then elect Blackwell Elementary School.

Student Demographics



School Building

Our school facilities are available for public use by contacting our school office.

Building Condition Assessment: Fair

The Building Condition Assessment represents an overall permanent building condition assessment. It is conducted by a third party in accordance with the state's Asset Preservation Program.

Invitation to Participate

Goal 5 in the district's Strategic Plan is to "Engage our Communities." Families and community members are encouraged to participate in our school. Volunteers are trained and work in a variety of positions. To get involved, call our school office.

Accountability of School Performance

Met Participation Goal for ELA: Yes
Met Participation Goal for Math: Yes