

Bell Elementary School Report – 2016-17

11212 NE 112th St, Kirkland, WA 98033
425-936-2510 | bell.lwsd.org



Principal: Heidi Paul
Associate Principal: Anne Balicki
Mascot: Bulldog
Colors: Green, Gold

of students, October 2016: 394
of teachers: 28
Teachers with at least a Master's Degree: 39.3%
Unexcused absence rate: 0.7%

District Mission

Each student will graduate prepared to lead a rewarding, responsible life as a contributing member of our community and greater society.

School Mission

A.G. Bell exists to inspire and empower learners through community involvement, collaboration, quality teaching practices and a commitment to our diverse population.

School Funding

District General Fund Budget: \$318.4 million
District Per Pupil Expenditure: \$10,766 per pupil
Building Budget for this school: \$64,697

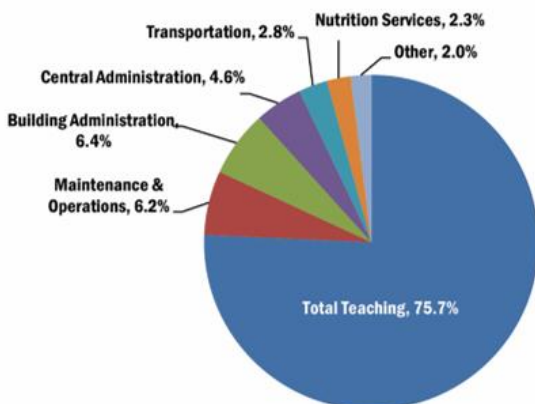
School Description

At Bell Elementary School, our staff continues to have one primary focus: “The success of every student matters”. Whether a student is high performing or struggling to meet grade level standards, the staff is committed to improving academic achievement of each student. Together as a professional community, we believe it is the responsibility of teachers to reflect on instructional practice and make committed efforts to grow in order to support student needs. We also believe that nurturing the partnership between school and home is critical to student growth.

These core values guide all building work including instructional strategies, building programming, professional development for teachers, intervention models for students, enrichment opportunities, and parent involvement.

2016-17 District Expenditures

Where does the money go?



2016-17 School Goals

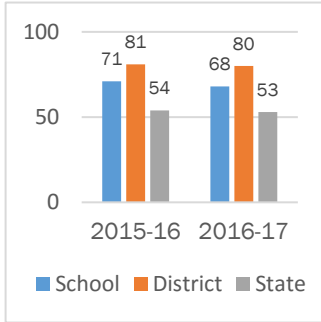
Academic goals were determined from an in-depth building-wide analysis process.

- Grades K-2 Reading: 70% of students at benchmark as measured by end of year DIBELS scores
- Grades 3-5 English Language Arts: 75% at standard
- Grades 3-5 Math: 73% at standard
- Grade 5 science: 70% at standard
- Achievement gap: Improve the percentage of students receiving special education services who are at standard on the state assessments in ELA and math to 35%
- School Effectiveness: Increase the percent of staff who agree with the statements, “all students are expected to achieve high standards” and “teachers use effective strategies to help low-performing students meet high academic standards” to 80%
- Attendance: Reduce the average number of students tardy per month from 30 to 15
- Discipline: Reduce the number of students suspended from school from 15 to 7

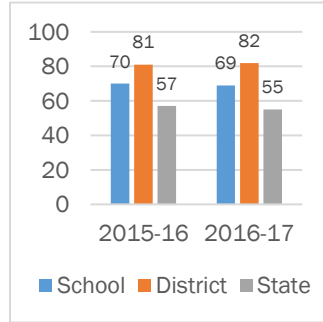
State Assessment Results

Smarter Balanced Assessment (SBA)

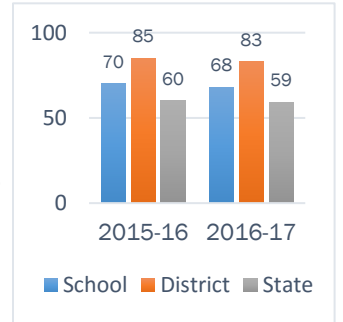
3rd Grade English Language Arts



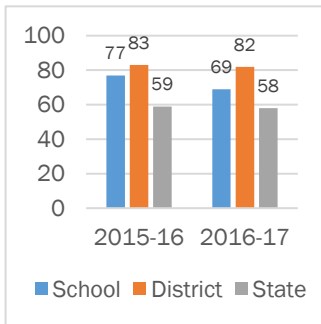
4th Grade English Language Arts



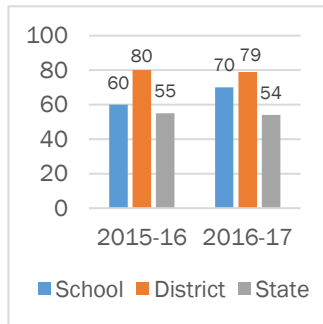
5th Grade English Language Arts



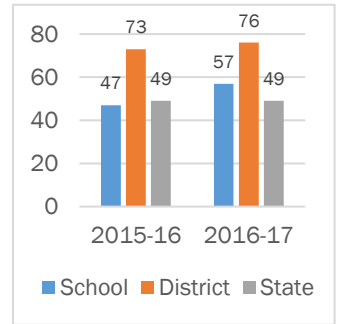
3rd Grade Math



4th Grade Math

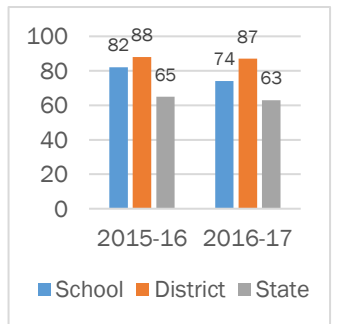


5th Grade Math



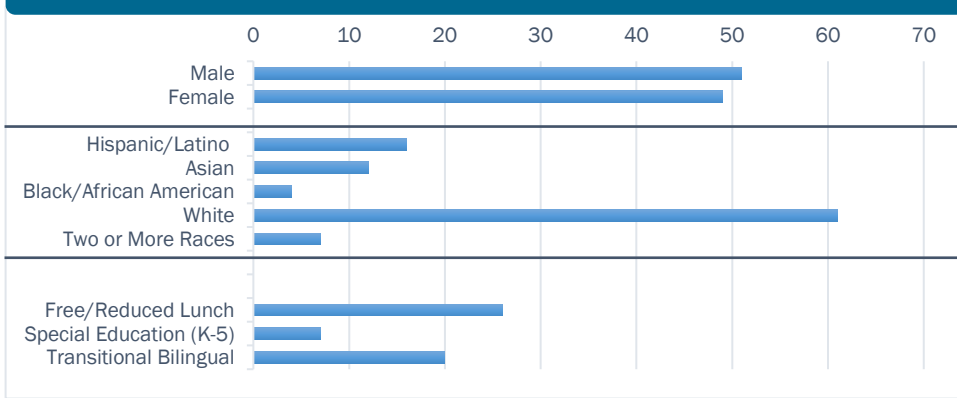
Measurements of Student Progress (MSP)

5th Grade Science



To view state test scores by demographic group, please visit: <http://reportcard.ospi.k12.wa.us>. Select Lake Washington School District, then elect Bell Elementary School.

Student Demographics



School Building

Our school facilities are available for public use by contacting our school office.

Building Condition Assessment: Good

The Building Condition Assessment represents an overall permanent building condition assessment. It is conducted by a third party in accordance with the state's Asset Preservation Program.

Invitation to Participate

Goal 5 in the district's Strategic Plan is to "Engage our Communities." Families and community members are encouraged to participate in our school. Volunteers are trained and work in a variety of positions. To get involved, call our school office.

Accountability of School Performance

Met Participation Goal for ELA: Yes
Met Participation Goal for Math: Yes