

Audubon Elementary School Report – 2016-17

3045 180th Ave NE, Redmond, WA 98052
425-936-2500 | audubon.lwsd.org



Principal: Kimo Spray
Associate Principal: Ian Maver
Mascot: Owl
Colors: Silver, Blue

of students, October 2016: 594
of teachers: 33
Teachers with at least a Master's Degree: 45.5%
Unexcused absence rate: 0.5%

District Mission

Each student will graduate prepared to lead a rewarding, responsible life as a contributing member of our community and greater society.

School Mission

It is our mission to inspire all students to develop their potential, become life-long learners and be contributing members of our community.

School Funding

District General Fund Budget: \$318.4 million
District Per Pupil Expenditure: \$10,766 per pupil
Building Budget for this school: \$100,103

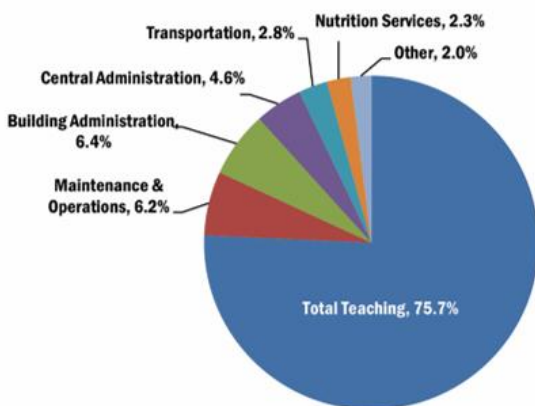
School Description

Audubon is a professional learning community dedicated to the success of every student. We understand our collective responsibility for the children in our care. We monitor progress regularly to ensure high levels of learning. Using the state standards as our guide, we manage our resources to provide assistance to each child so that all have the opportunity to excel.

Audubon is an award-winning school that continues a commitment to excellence by personalizing the school experience and fostering growth for every student. Our dedicated staff works together tirelessly to support children and support each other. Our PTSA and their active volunteers promote a strong sense of community and connectedness. Our students are responsible, respectful, safe, and doing their best.

2016-17 District Expenditures

Where does the money go?



2016-17 School Goals

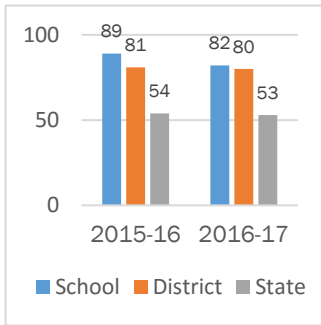
The Audubon Continuous Improvement Plan was developed after analyzing results of the Measurement of Student Progress (MSP) and other common assessments. Teams worked together to set goals suitable for their students.

- Grades K-2 Reading: 95% or better proficiency overall as measured by DIBELS end of year results
- Grades 3-5 English Language Arts: 89% at standard
- Grades 3-5 Math: 90% at standard
- Grade 5 science: Over 90% at standard
- Achievement gap: Initial tracking of students who were recently exited from ELL services for language arts
- School Effectiveness: 100% of teachers agree “mostly” or “completely” with the statement “Teachers receive regular feedback on how they are doing” and “Teachers provide feedback to each other to help improve instructional practices”
- Attendance: work directly with families of students whose attendance impedes their performance
- Discipline: Decrease our Behavior Communication Referrals by 20%

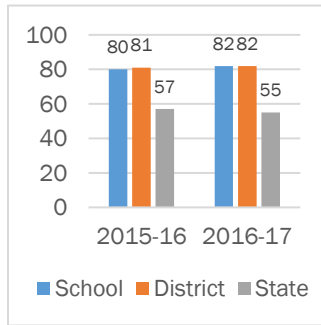
State Assessment Results

Smarter Balanced Assessment (SBA)

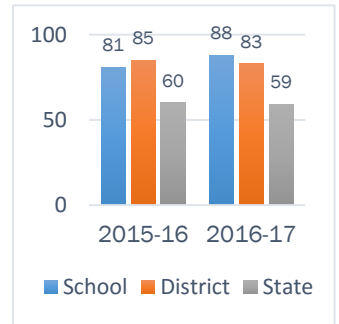
3rd Grade English Language Arts



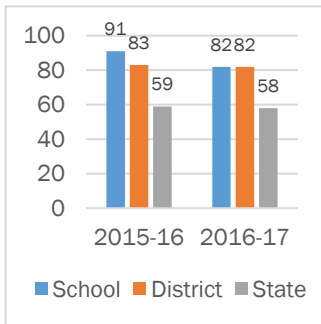
4th Grade English Language Arts



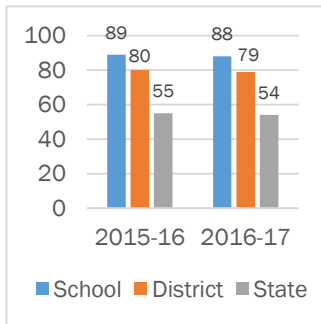
5th Grade English Language Arts



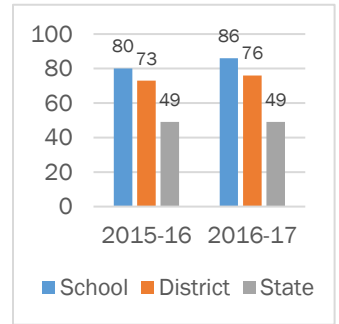
3rd Grade Math



4th Grade Math

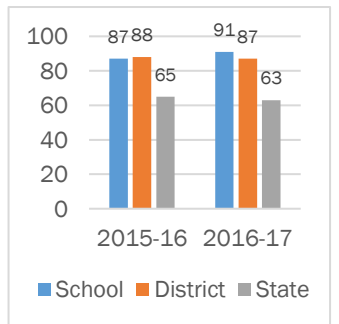


5th Grade Math



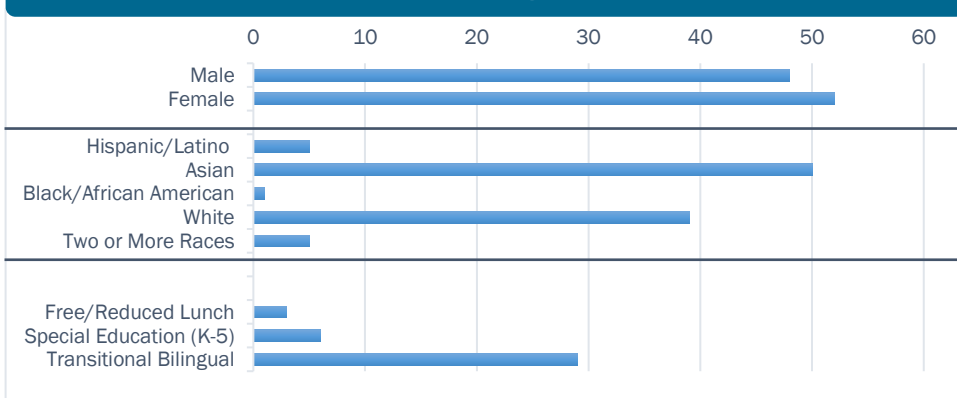
Measurements of Student Progress (MSP)

5th Grade Science



To view state test scores by demographic group, please visit: <http://reportcard.ospi.k12.wa.us>. Select Lake Washington School District, then elect Audubon Elementary School.

Student Demographics



School Building

Our school facilities are available for public use by contacting our school office.

Building Condition Assessment: Good

The Building Condition Assessment represents an overall permanent building condition assessment. It is conducted by a third party in accordance with the state's Asset Preservation Program.

Invitation to Participate

Goal 5 in the district's Strategic Plan is to "Engage our Communities." Families and community members are encouraged to participate in our school. Volunteers are trained and work in a variety of positions. To get involved, call our school office.

Accountability of School Performance

Met Participation Goal for ELA: Yes
Met Participation Goal for Math: Yes