

Franklin Elementary School Report – 2017-18

12434 NE 60th St, Kirkland, WA 98033
425-936-2550 | franklin.lwsd.org



Principal: Jimmy Cho
Associate Principal: Ryan Scott
Mascot: Eagle
Colors: Blue and Gold

of students, October 2017: 455
of teachers: 33
Teachers with at least a Master's Degree: 72.7%
Unexcused absence rate: 0.4%

District Mission

Each student will graduate prepared to lead a rewarding, responsible life as a contributing member of our community and greater society.

School Mission

All students will be equipped with the skills to become life-long learners.

School Funding

District General Fund Budget: \$360.2 million
District Per Pupil Expenditure: \$11,949 per pupil
Building Budget for this school: \$77,144

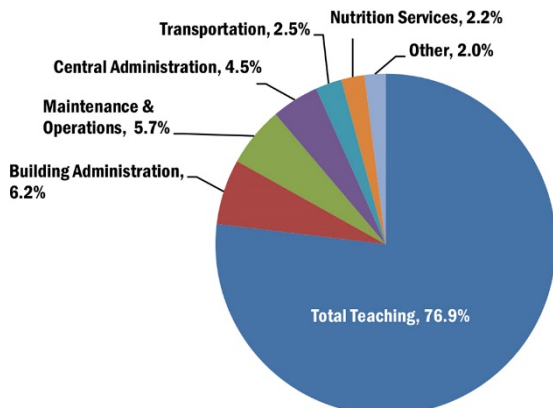
School Description

Franklin continues to be a high-achieving school. The staff works with families and students to ensure both academic and social success. Every year, we set attainable yet challenging academic goals in all subject areas. Improvement of student learning is a continuous process. As a staff, we believe all children can be successful. Staff spent a majority of our Wednesday afternoon early release time working on analyzing student work, making plans for improvement, reviewing best instructional practices and collaborating with colleagues.

Our community is highly involved in the success of our students. Franklin's PTA contributes time, money and love to help enrich the lives of our students. PTA has made it possible to provide various extracurricular activities such as coding, sports, foreign language, art, and many other activities. Each year, the PTA strives to support both academic and success of our students.

2017-18 District Expenditures

Where does the money go?



2017-18 School Goals

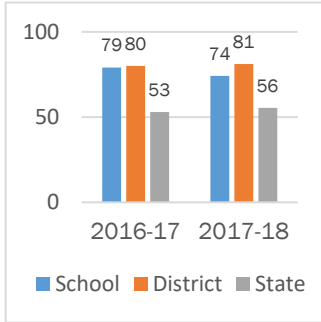
Through our Continuous Improvement Process, each grade-level team set specific and measurable goals in reading, writing, math and science. Staff used multiple sources of assessment to create these goals. Throughout the year, teachers worked collaboratively to achieve them.

- Grades K-2 Reading: 86.92% at benchmark on end of year DIBELS
- Grades 3-5 English Language Arts: 75.68% at benchmark on the SBA
- Grades 3-5 Math: 76.13% at benchmark on the SBA
- Grade 5 Science: 86.54% at benchmark on the MSP
- Achievement gap: 5 out of 8 students identified as below or well below benchmark in first grade on beginning of year DIBELS will be at benchmark by end of year DIBELS
- School Effectiveness: 90% or more of teachers will agree with the statement "Teachers receive regular feedback on how they are doing"
- Attendance: Achieve an unexcused absence rate of 5% or less of total absences
- Discipline: Reduce referrals by 50% from the previous school year

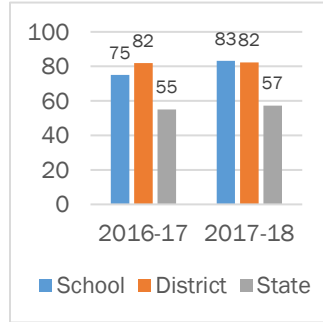
State Assessment Results

Smarter Balanced Assessment (SBA)

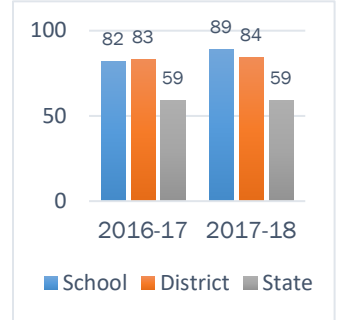
3rd Grade English Language Arts



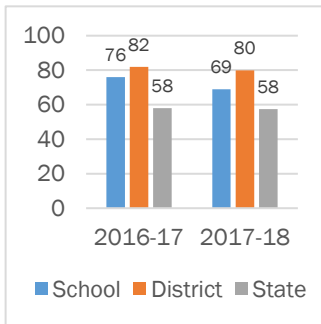
4th Grade English Language Arts



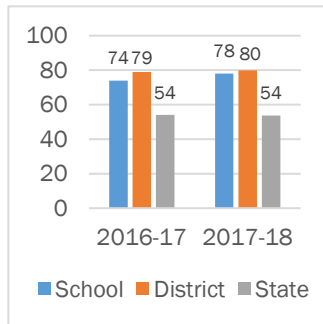
5th Grade English Language Arts



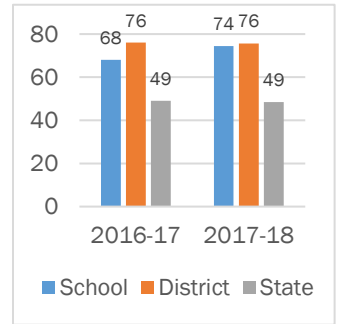
3rd Grade Math



4th Grade Math

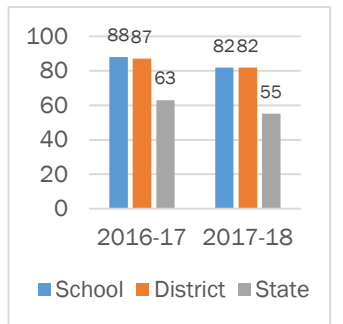


5th Grade Math



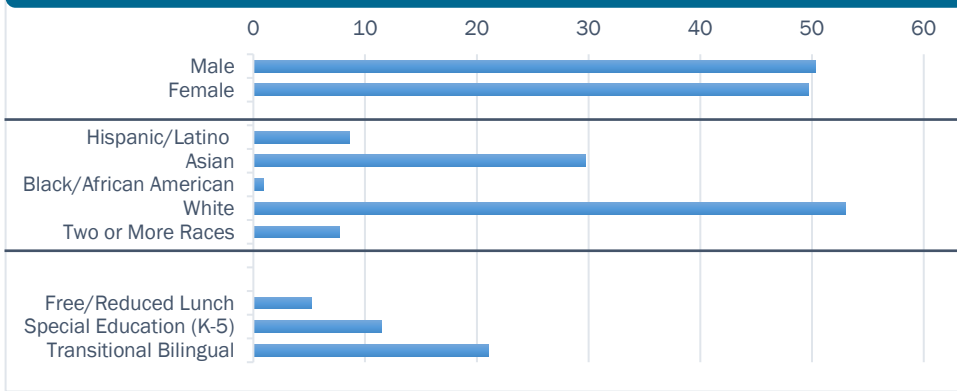
Measurements of Student Progress (MSP)

5th Grade Science



To view state test scores by demographic group, please visit: <http://reportcard.ospi.k12.wa.us>. Select Lake Washington School District, then elect Franklin Elementary School.

Student Demographics



School Building

Our school facilities are available for public use by contacting our school office.

Building Condition Assessment: Good

The Building Condition Assessment represents an overall permanent building condition assessment. It is conducted by a third party in accordance with the state's Asset Preservation Program.

Invitation to Participate

Goal 5 in the district's Strategic Plan is to "Engage our Communities." Families and community members are encouraged to participate in our school. Volunteers are trained and work in a variety of positions. To get involved, call our school office.