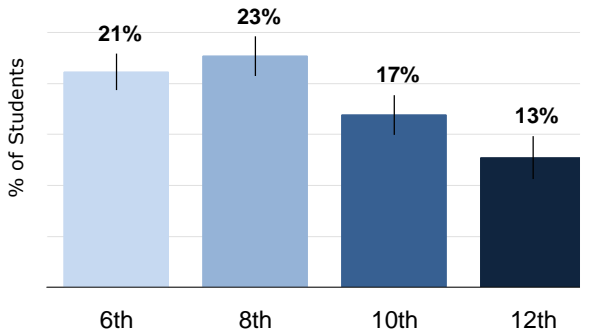




School Safety for Lake Washington School District in 2016

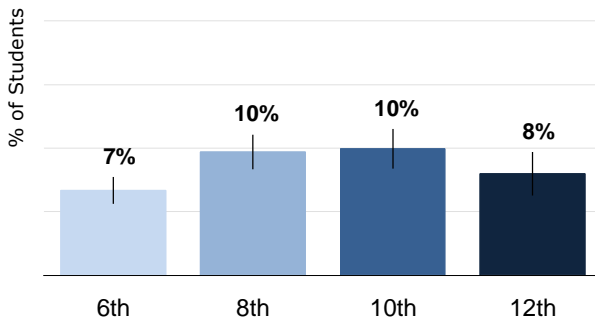
Bullying...

Students who report they were bullied at school in the past month



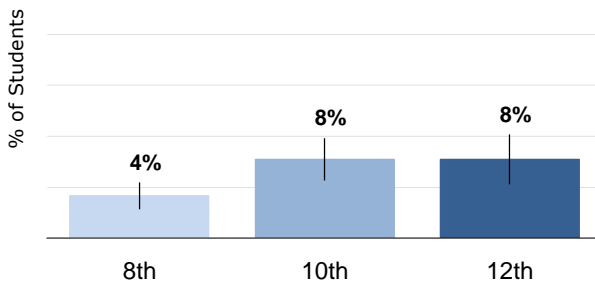
Not feeling safe...

Students who report they did not feel safe at school



Missing school due to safety...

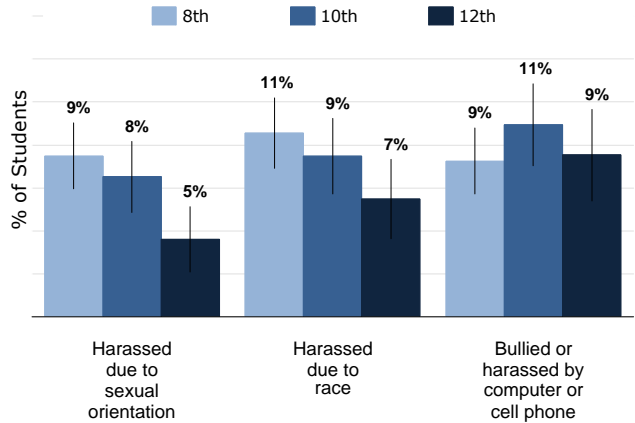
Students who report not going to school because they did not feel safe



For more results from the 2016 Healthy Youth Survey, please visit www.AskHYS.net

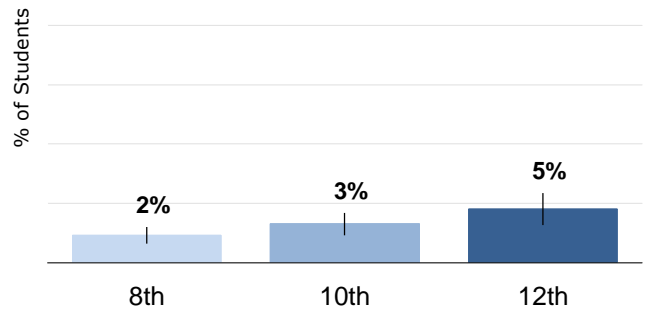
Harassment...

Students who report being harassed or bullied at school due to their perceived sexual orientation or race or by a computer or cell phone in the past month



Weapon carrying...

Students who report they carried a weapon on school property in the past month



For more information about bullying prevention and school safety, visit:

- Office of Superintendent of Public Instruction's School Safety Center: www.k12.wa.us/safetycenter

The data in these charts are based on the Healthy Youth Survey conducted in fall 2016. In Lake Washington School District, 2,063 6th graders, 1,835 8th graders, 1,443 10th graders and 975 12th graders completed the survey.