

Extension Activities


Homework is an important part of reinforcing and extending your child's learning. Below is a list of extension activities your child can complete to enhance their education after completing nightly reading, spelling and math fact practice. Each of the item(s) listed below are topics that we are studying this month in class. You can either choose to complete the suggested activity(s) or create your own.

Writing

- Prewriting is an important part of the writing process. It helps us to organized our ideas and create a clear message. Use the outlines on the 2nd grade website to organize your ideas.

Math Game


- **Bump +9 and -2:** These games are another wonderful way to have fun practicing your math facts. We have provided you with the game board and directions. You will need 2 regular dice or the ones with numbers in your math bag. The numbered dice are better for fact practice! You will also need 10 counters each: legos, blocks, or coins.



- Your Idea: _____

Social Studies


- Community Diorama: Using a box or shoebox create a diorama of one of three types of communities; urban, suburb, rural. Then write a description of the community identifying all the elements that help make it that type of community.



- Your idea: _____

Science


- Throughout this year, we will be learning the investigative process of scientific inquiry. To support your child this month help them with the first step: questioning. To start, have them explore some simple materials around the house (the kitchen can be fun). Next, write out several questions using this format: "What would happen if.... " If you have a very curious learner at home, they may quickly have some predictions and want to try to answer these questions with simple experiments.



- Your idea: _____

Arts

- Thanksgiving Centerpiece: Using various art materials (construction paper, tissue paper, clay, etc.) create a harvest centerpiece for you Thanksgiving table. An example is taking an empty soup can covering it with brown construction paper. Then attach a fan folded tissue paper tail and a tissue paper head.



- Your idea: _____



*****If you would like to share your extension activity with the class/teacher please email your classroom teacher to set up the day and time.**