

Eastlake HS Annual Report – 2015-16

400 228th Ave NE, Sammamish, WA 98074
425-936-1500 | www.lwsd.org/ehs



Principal: Chris Bede
Associate Principals: Todd Apple, Catherine Fredenburg, Scott Sartorius
Mascot: Wolf
Colors: Crimson

of students, October 2015: 1,680
of teachers: 103
Teachers with at least a Master's Degree: 76.7%
4-year graduation rate (class of 2015): 95.5%
5-year graduation rate (class of 2014): 96.7%

District Mission

Each student will graduate prepared to lead a rewarding, responsible life as a contributing member of our community and greater society.

School Mission

Developing the character and intellectual strengths for individual and shared success

School Description

Eastlake High School strives to provide dynamic and engaging instruction in every class, every day. Teachers challenge students to learn, while supporting them in this process through a personalized and compassionate culture.

Eastlake believes that students need to develop the intellectual strength and character necessary for success now and in the future, as captured by our motto Wolf Strong, Pack Strong (WSPS).

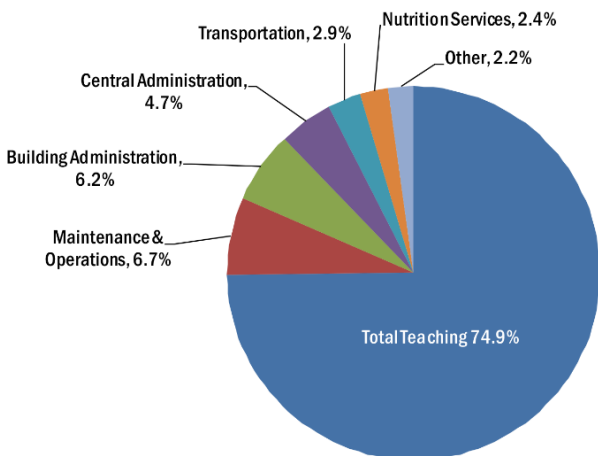
Eastlake prides itself on creating a vibrant school through clear communication and a willingness to listen and learn. We solicit input from all stakeholders and involve them in the process of continuous improvement.

School Funding

District General Fund Budget: \$301.4 million
District Per Pupil Expenditure: \$10,674 per pupil
Building Budget for this school: \$284,312

2015-16 District Expenditures

Where does the money go?



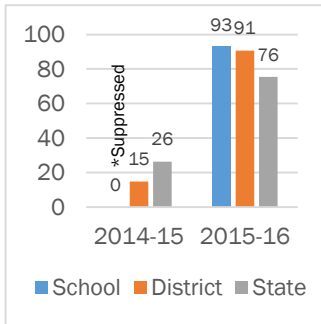
2015-16 School Goals

- Literacy: 97% at standard, 95% at standard in the Listening and Speaking Claim
- Math: 96% at standard
- Science: 95% at standard
- Achievement gap: Increase the percent of students on an IEP who pass their co-taught class to 90%
- On-Track Credits: Increase the percentage of 9th graders earning 6 credits to 95%
- College & Career Readiness: Reduce the percent of the starting student count who drop AP or UW courses to 5% or less
- School Effectiveness: Increase the percentage of teachers who agree with the statement "Teachers receive regular feedback on how they are doing" to 60%. Increase the percentage of teachers who agree with the statement "I have enough opportunities to grow professionally" to 85%. Increase the percentage of teachers who agree with the statement "Staff members get help in areas they need to improve" to 60%
- Attendance: Reduce the number of students with 5 or more unexcused absences to less than 3% of the student population. Decrease the average number of total absences for those students to fewer than 18.
- Discipline: Increase the percentage of students who are suspended who maintain or increase their GPA during the semester in which they are suspended to 55%

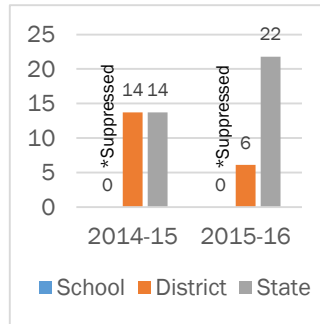
State Assessment Results

Smarter Balanced Assessment (SBA)+

11th Grade
English
Language Arts

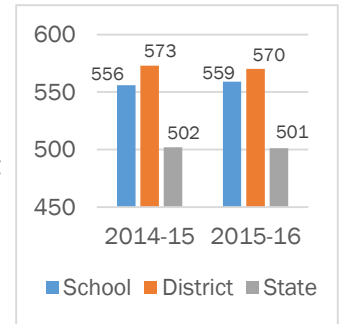


11th Grade
Math



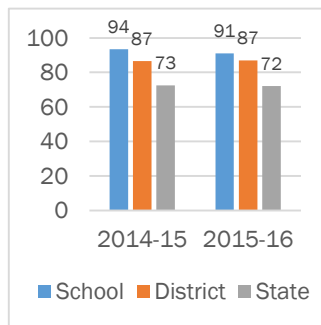
SAT**

SAT
Reading

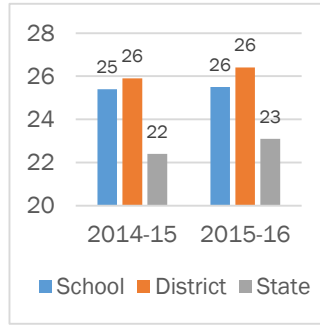


End of Course (EOC)

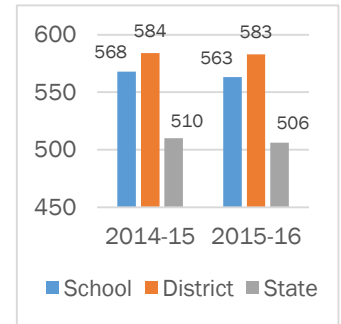
10th Grade
Biology



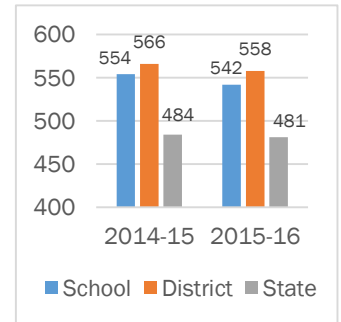
ACT**



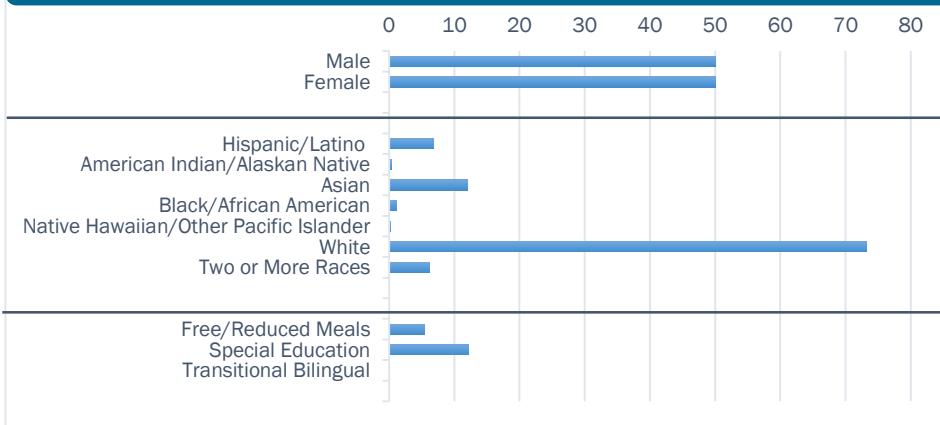
SAT
Math



SAT
Writing



Student Demographics



+Smarter Balanced Assessment is a Washington state standardized exam. Scores represent percentage of students who met the standards. Students who did not take the test were counted as not meeting standard.

**Scores are suppressed when groups are so small that the information could potentially be used to identify or derive information about individual students. Many 11th grade students refused to take the test: they may have already met graduation requirements through passing the old state tests in 10th grade.

**The Scholastic Aptitude Test (SAT) and the American College Test (ACT) are required by many colleges and universities for admission. Students elect to take these tests.

To view state test scores by demographic group, please visit: <http://reportcard.ospi.k12.wa.us>. Select Lake Washington School District, then elect the school.

Accountability of School Performance

Met Participation Goal for ELA: No
Met Participation Goal for Math: No

School Building

Our school facilities are available for public use by contacting our school office.

Building Condition Assessment: Good

The Building Condition Assessment represents an overall permanent building condition assessment. It is conducted by a third party in accordance with the state's Asset Preservation Program.

Invitation to Participate

Goal 5 in the district's Strategic Plan is to "Engage our Communities." Families and community members are encouraged to participate in our school. Volunteers are trained and work in a variety of positions. To get involved, call our school office.